

# COMMUNITY HEALTH NEEDS ASSESSMENT



# Introduction

Founded in 1894, Humboldt Park Health is not-for-profit hospital deeply committed to serving the Humboldt Park community, ensuring access and delivering high-quality, compassionate healthcare. We do so through strong partnerships with our patients and their families, employees, medical staff, and community organizations—both within and beyond the hospital’s walls. Building on prior assessments, our 2025 CHNA reflects a continued commitment to a coordinated, community-driven approach to identifying and addressing health needs.

Through this process, Humboldt Park Health, identified and prioritized key health needs within the communities we serve for the 2025–2027 implementation period. Moving forward, Humboldt Park Health will continue to work closely with trusted community partners to leverage existing resources, strengthen partnerships, and implement strategies that address the most pressing health needs of our communities.

# Our Hospital

Humboldt Park Health is dedicated to offering the best care for the community. We are a 200-bed safety-net hospital, as well as a full-service professional building with a clinic, two mobile health units (physical & dental) and our new Wellness Center that opened in January of 2025. Humboldt Park Health has an array of medical services that are available, including emergency, acute care, surgical, outpatient clinics, Women's Care Center, GI lab and endoscopy, internal medicine, detox and substance abuse, inpatient and outpatient behavioral health, cardiology and respiratory, imaging, wound care, family medicine and pediatrics, rehabilitative and corporate health services. Humboldt Park Health serves the following communities: Humboldt Park, West Town, East Garfield, West Garfield, Austin, Belmont Cragin, Hermosa, Logan Square, Avondale, Irving Park, Portage Park, and Dunning.

Humboldt Park Health is committed to providing high-quality clinical programs and services that respond to the evolving health needs of the communities it serves. Existing programs are monitored for opportunities to adjust based on the needs of our patients, while new programs are continuously reviewed for possible added services that the community needs. To support this commitment, Humboldt Park Health conducts a Community Health Needs Assessment (CHNA) every three years, informed by both primary and secondary data sources. This process ensures that community health programs, investments, and resources are strategically focused on the most significant health needs as identified by community members and stakeholders, and are aligned with Humboldt Park Health's mission, clinical services, and strategic priorities.

# Our Mission and Vision

## **Mission**

Humboldt Park Health is committed to advancing health equity and providing high-quality and compassionate healthcare services by partnering with patients and their families, our employees, medical staff, and the communities we serve.

## **Vision**

Humboldt Park Health is the healthcare provider of choice for our communities and caregivers. We strive to be best in class for clinical care, service excellence and employee engagement by following our guiding principle, “Equity Begins at Home.”

# Values



Humboldt Park Health leaders, employees and medical staff commit to the following set of values:

- RESPECT** Supporting all members of our health care team and maintaining the dignity of our patients.
- EMPATHY** We acknowledge the lived experiences of our patients, their families and our colleagues' and provide support to meet their needs.
- EXCELLENCE** Quality of care is free from harm, allows timely access to services, follows best practices, and incorporates our patients' treatment preferences. Humboldt Park Health commits to providing ongoing opportunities for professional development, competency training, and skill building for staff.
- INTEGRITY** We are accountable, professional, honest and transparent in all elements of care.
- INCLUSIVITY** We intentionally incorporate cultural competency, creating a safe and welcoming environment into all areas of the hospital.

At Humboldt Park Health, our mission includes a strong commitment to improving the health of the communities we serve. In addition, the Community Relations Department and Health Equity Committee at Humboldt Park Health work to establish and foster communication between the Hospital and surrounding communities. The department interfaces with a broad range of non-profit, business and community organizations to support initiatives that improve the well-being of the community, addressing health services access, food insecurity, digital equity, transportation insecurity, immigration crisis, and affordable housing issues with our community partners. Members of the community relations staff regularly attend community meetings, health fairs and community events. As a result, they facilitate health-related programs to meet community and patient needs.

# CLINICAL SERVICES



- Intensive Care Unit
- Emergency Department
- Telemetry Unit
- Medical Surgical Unit
- Cardiac Cath Lab
- Laboratory
- Behavioral Units and Outpatient Services
- Medical Stabilization Unit
- Hospitalist Program
- Family Medicine Residency Program
- Labor and Delivery
- Level II Nursery
- Wound Care Program
- Infusion Center



# AMBULATORY SERVICES

Behavioral Health including IOP	Cardiology	Chiropractor
Diabetes Education	Dermatology	Endocrinology
ENT	Gastroenterology	Infectious Disease
Nephrology	Neurology	Neurosurgery
Ophthalmology	Orthopedics	Pain Management
Podiatry	Pulmonology	Urology

# Humboldt Park Health Partnerships

- Collaborative Bridges
- Wellness West
- Infant Welfare Society
- Near North
- Oak Street Health
- Cook County Health
  - Neonatology
- Prime Care
- PCC
- IBCCP Partner for participating health organizations
- Chicago Public Schools
- Chicago PD



## WHO WE SERVE

Humboldt Park's community, as defined for the purposes of the Community Health Needs Assessment includes each of the residential Zip Codes that comprise the hospital's Primary Service Area (PSA).



Humboldt Park Health primarily serves ten zip codes in the City of Chicago: 60612, 60622, 60618, 60624, 60639, 60642, 60647, 60651, 60641, 60634.

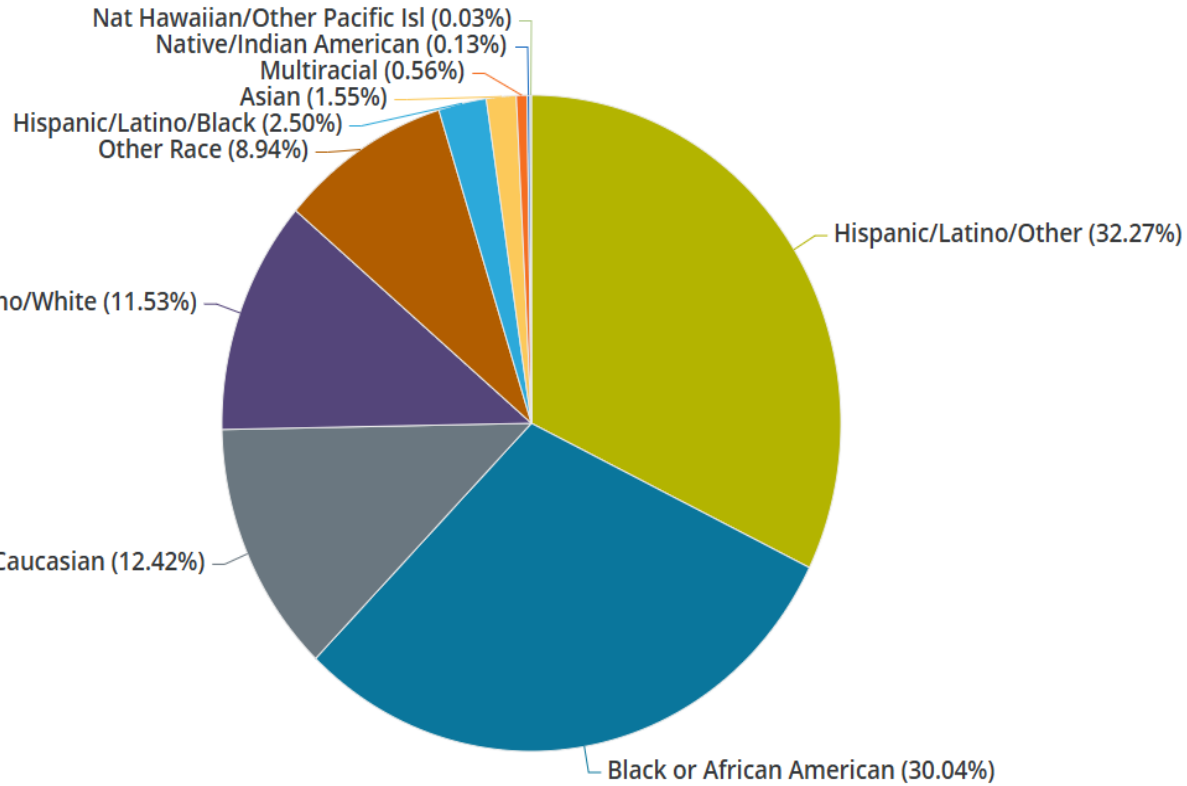


These zip codes encompass twelve community areas in Chicago.

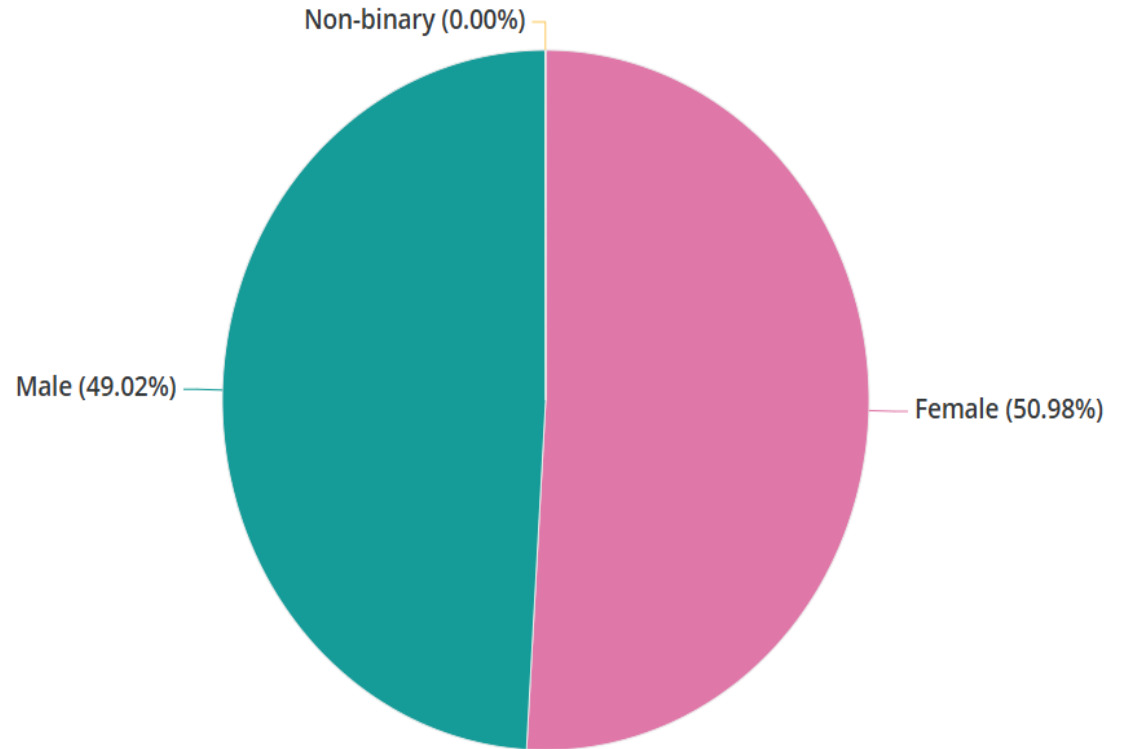
Humboldt Park, West Town, East Garfield Park, West Garfield Park, Austin, Belmont Cragin, Hermosa, Logan Square, Avondale, Irving Park, Portage Park, Dunning.

# RACE & SOGI Data 2024-2025

Race

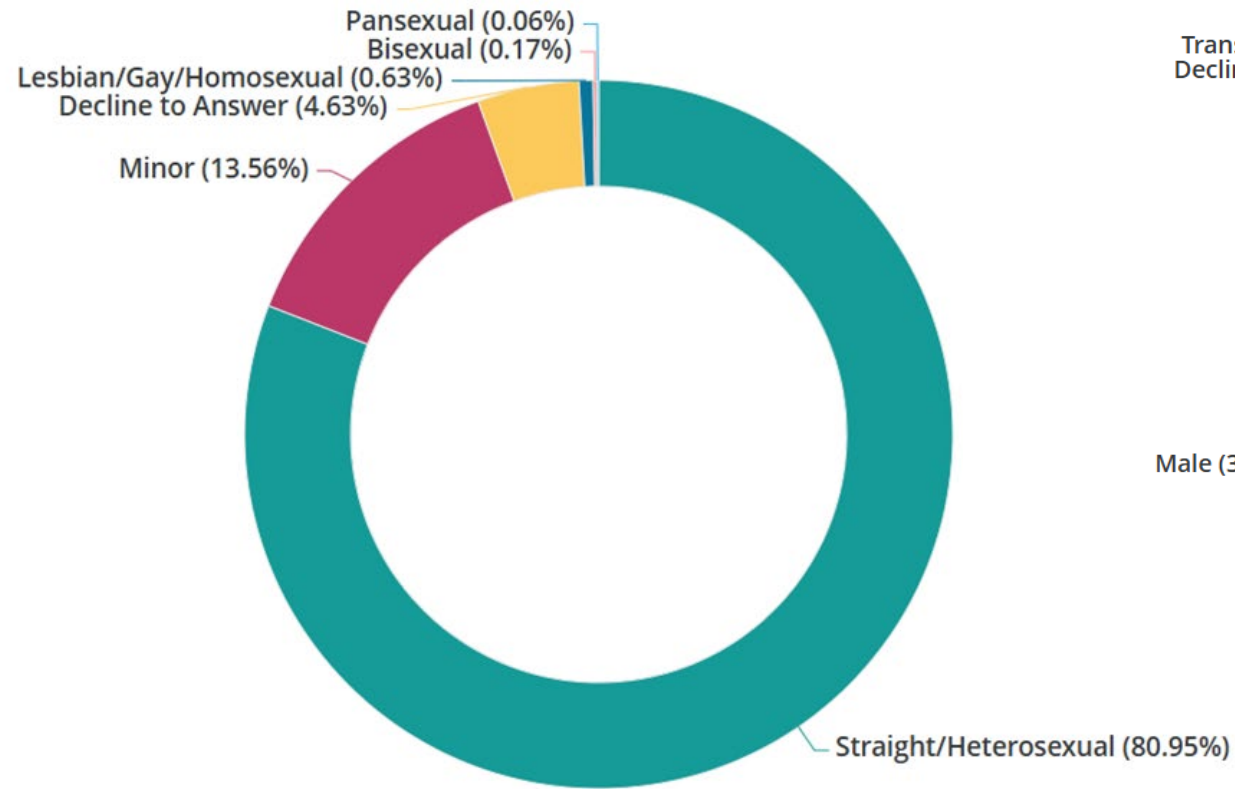


Legal Sex

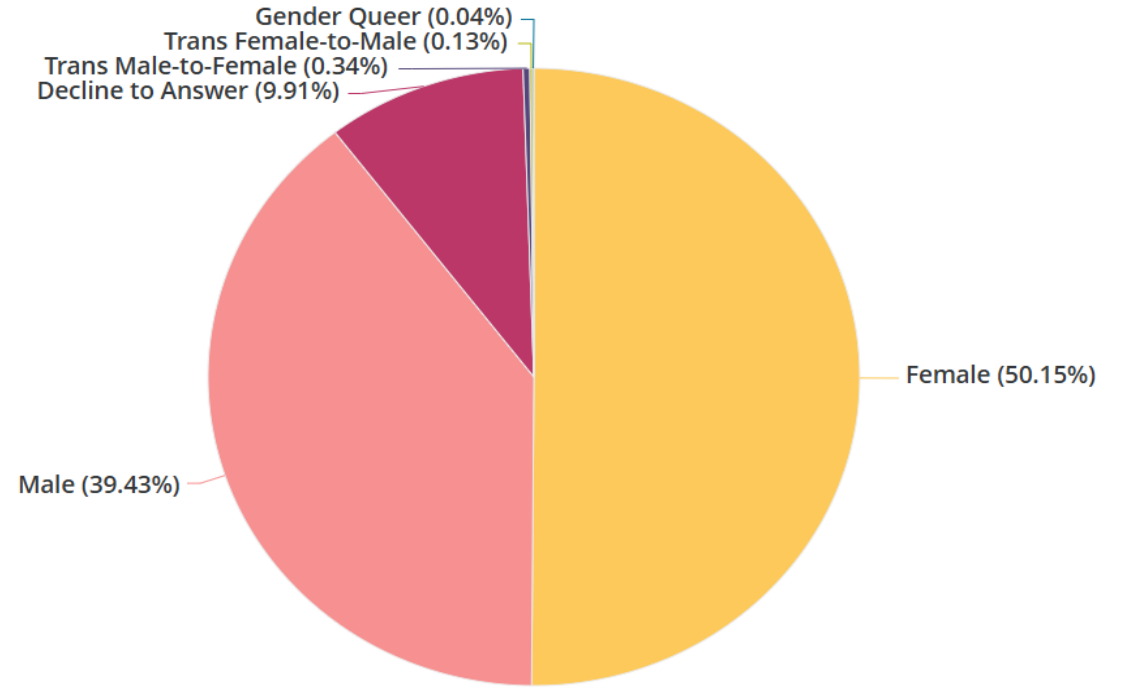


# SOGI Data 2024-2025

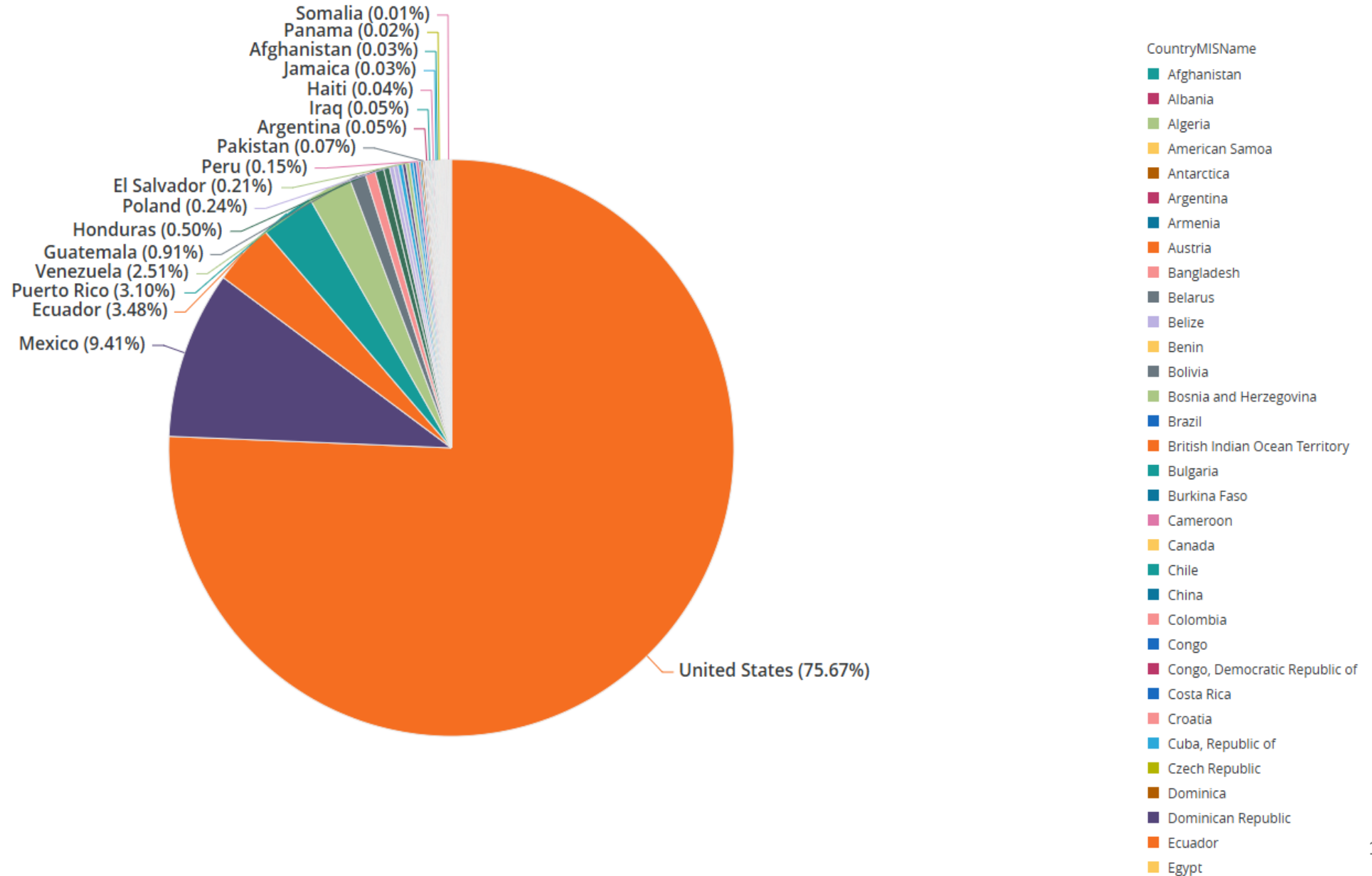
## Sexual Orientation



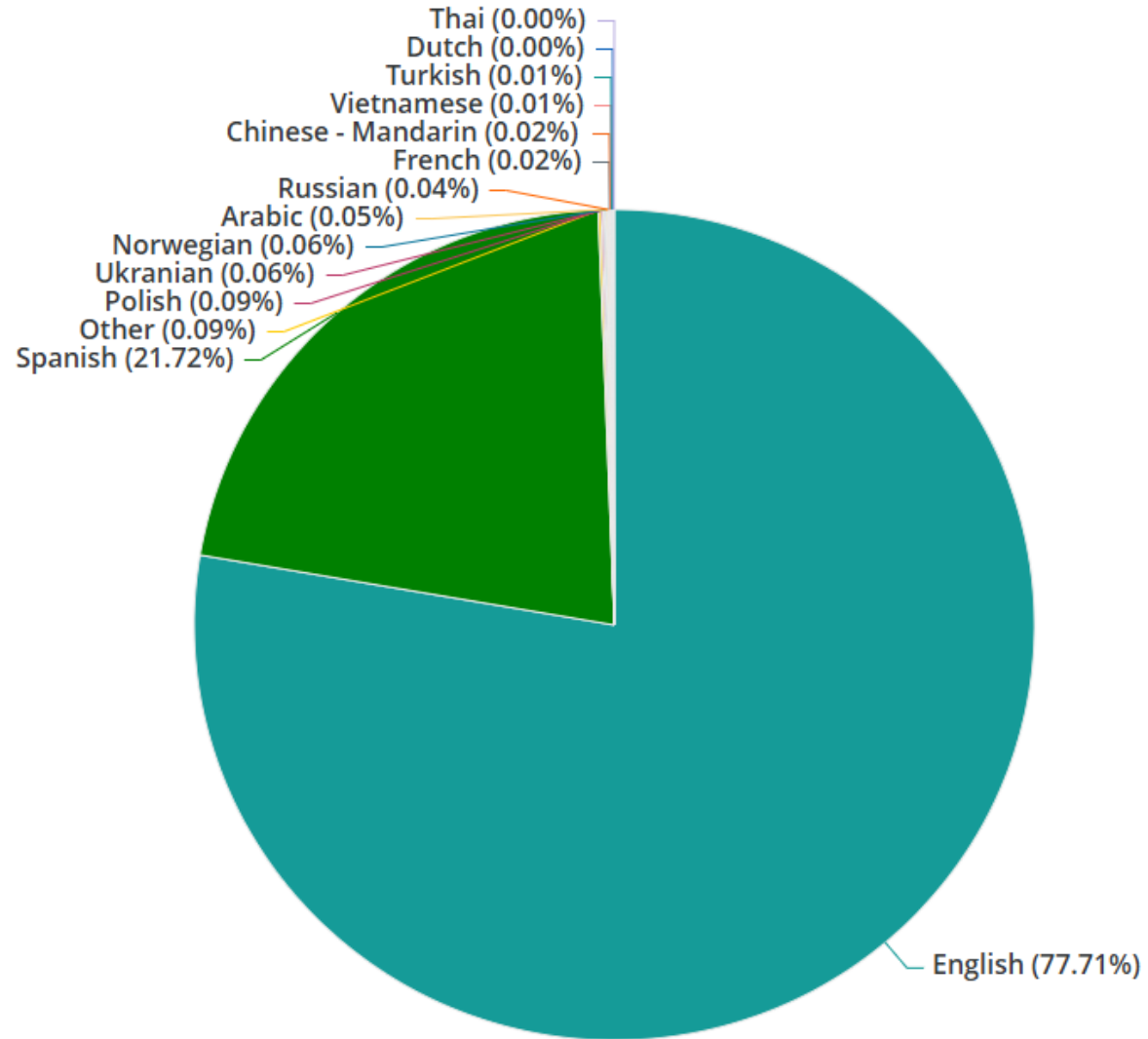
## Gender Identity



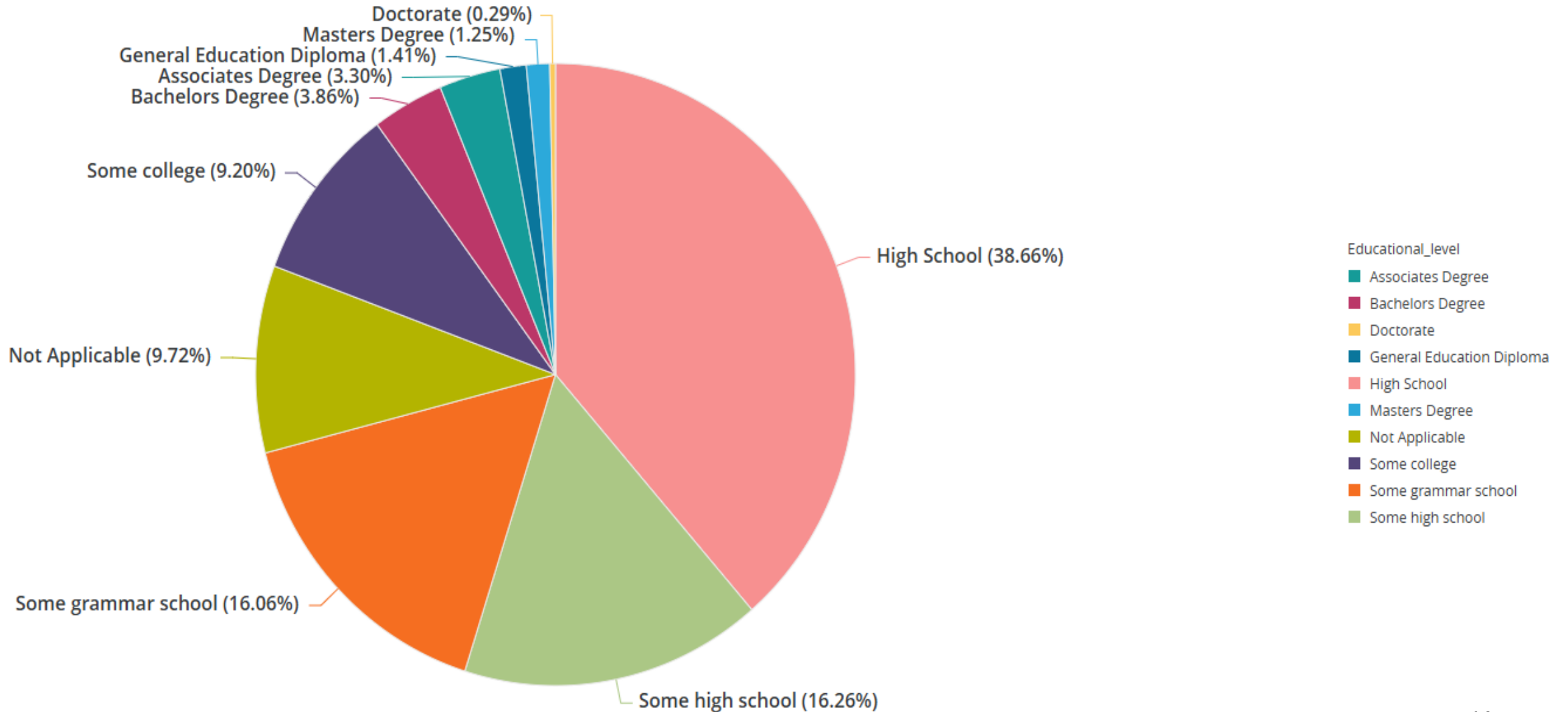
# Country of Origin 2024-2025



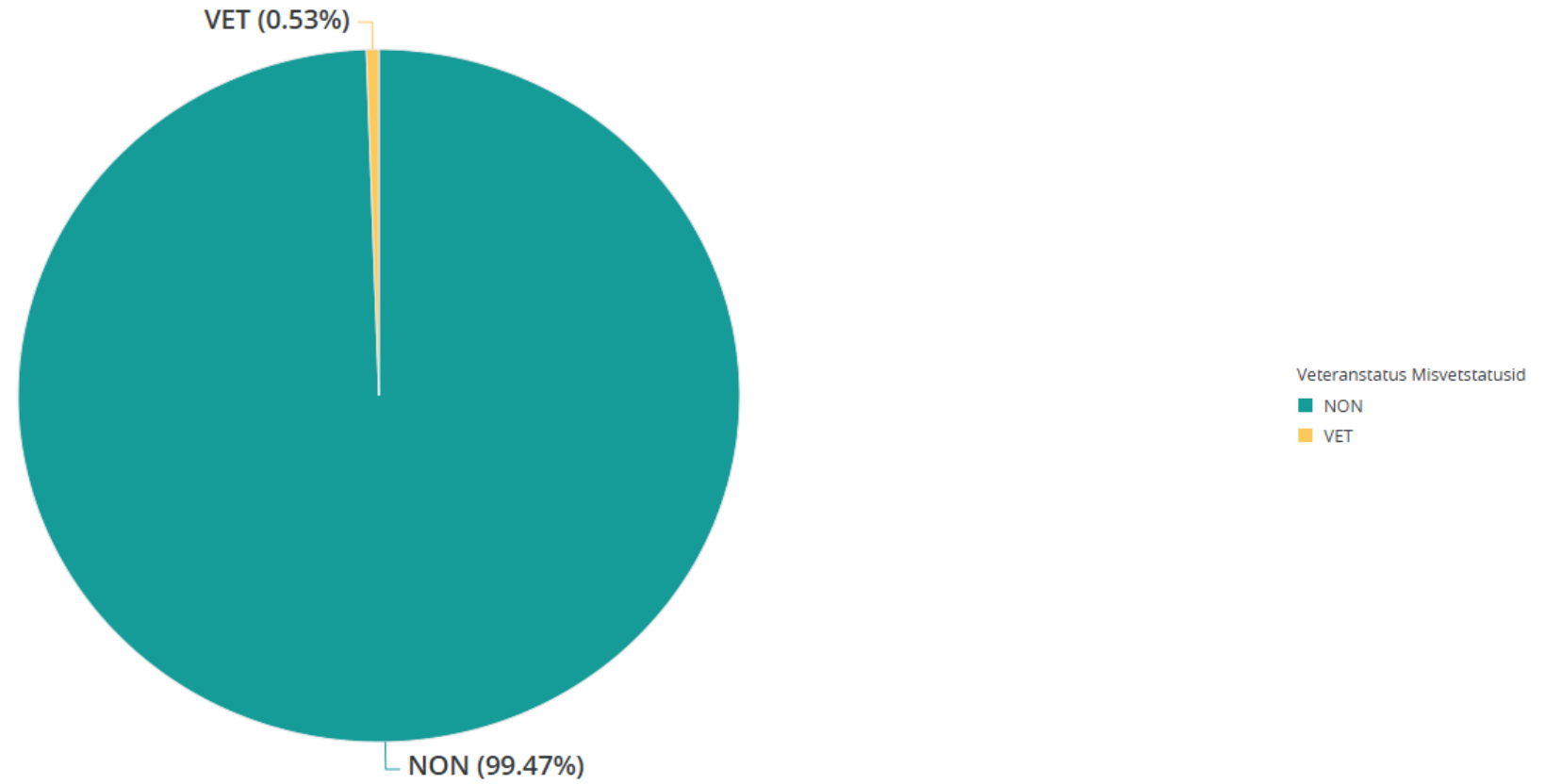
# Language 2024-2025



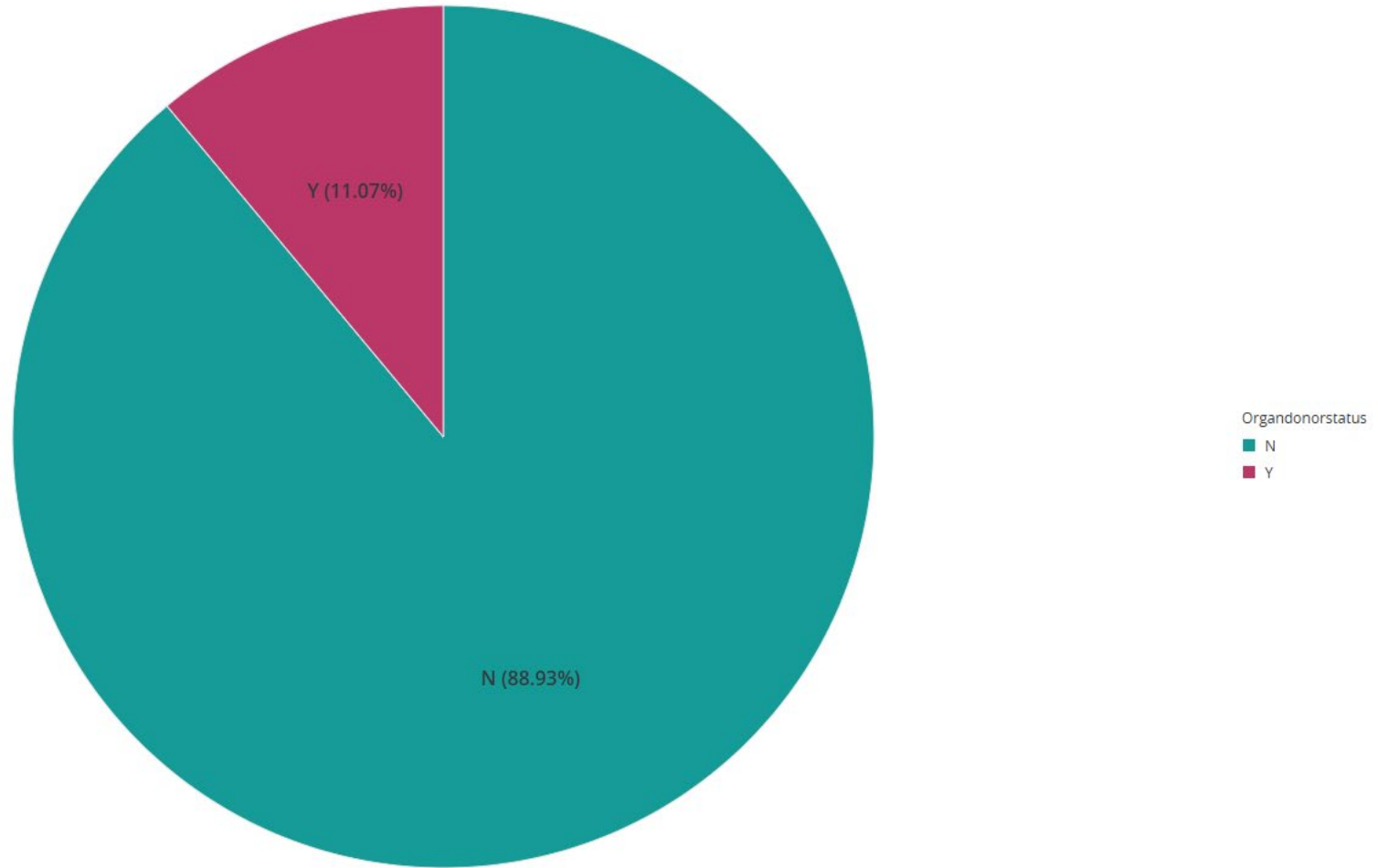
# Education Status 2024-2025



# Veteran Status 2024-2025

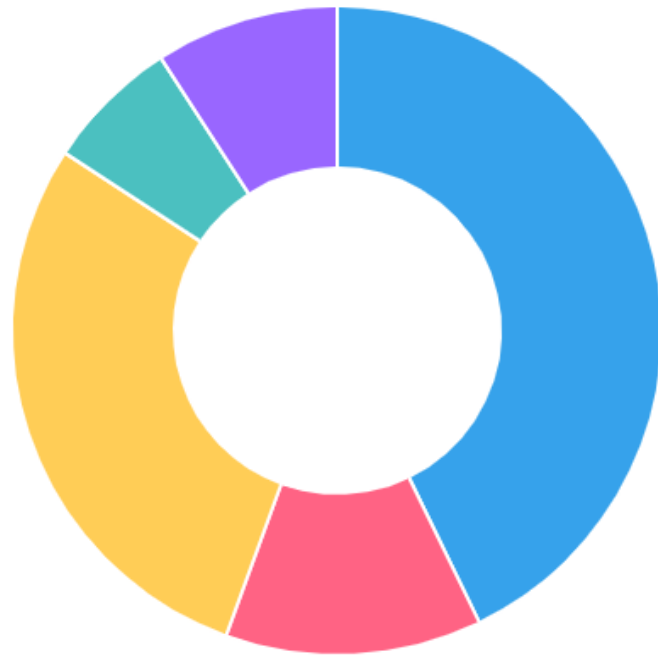


# Organ Donor Status 2024-2025



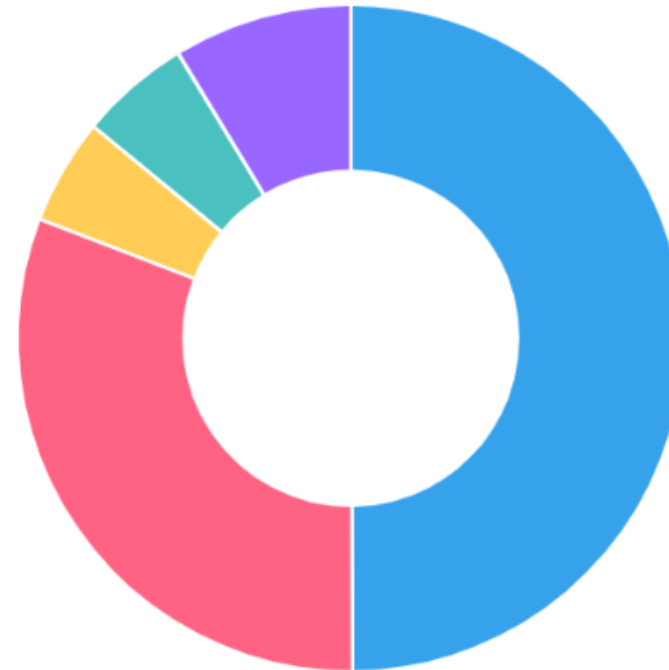
# PATIENT INSURANCE MIX

Outpatient Insurance Mix



- Medicaid
- Medicare
- Other Public Financing
- Private Insurance
- Private Pay
- Charity Care

Inpatient Insurance Mix



- Medicaid
- Medicare
- Other Public Financing
- Private Insurance
- Private Pay
- Charity Care

# Community Services/HPH Partnerships

## Illinois MANG Application – CSC –HPH

- An Illinois **MANG (Medical Assistance – Non-Grant)** application is completed for uninsured patients who may qualify for Medicaid but are not receiving cash assistance.

In the hospital, CSC staff:

- Screen patients for Medicaid eligibility
- Collect required demographic and income information
- Submit the application through the Illinois ABE system
- Assist with documentation and follow up as needed

### Purpose:

To help eligible patients obtain Medicaid coverage and reduce uncompensated hospital balances.

## Humboldt Park Health

### CSC Activity and MANG Approval Rate

Calendar Year	Accts Reviewed	Applications Submitted	MANG Accts Approved	Approval Rate
2022	5,546	1,567	885	95.2%
2023	6,110	1,535	797	96.2%
2024	7,101	2,037	962	89.5%
2025	7,108	2,040	1,267	96.8%
2026	<u>559</u>	<u>126</u>	<u>65</u>	<u>90.8%</u>
Total	26,424	7,305	3,976	94.3%

Calendar Year 2022 through December of 2026

# SDOH and Strategic Plan

---

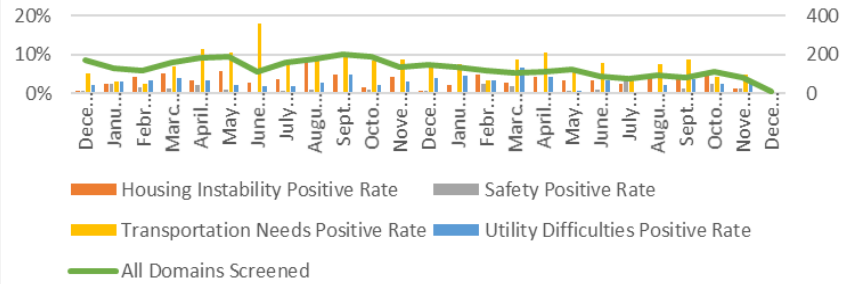
The impact of factors such as **housing, food access, socioeconomic status, education, medical access, social support, and safety** have been well documented as key influencers of a patient's health and response to treatment.



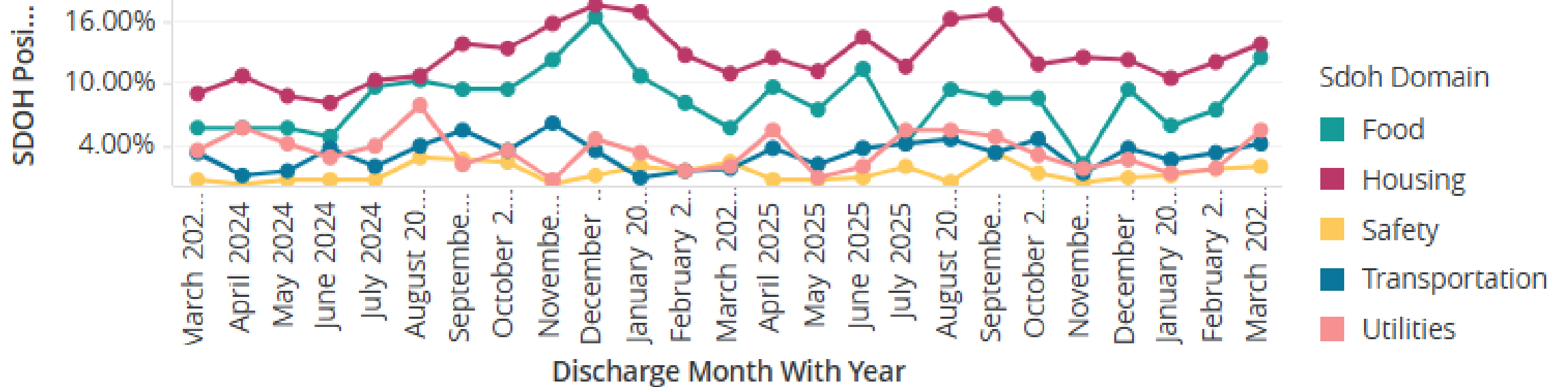


## INPATIENT POSITIVE SCREENINGS

### POSITIVE SCREENING RATES FOR DEC 2023 - DEC 2025



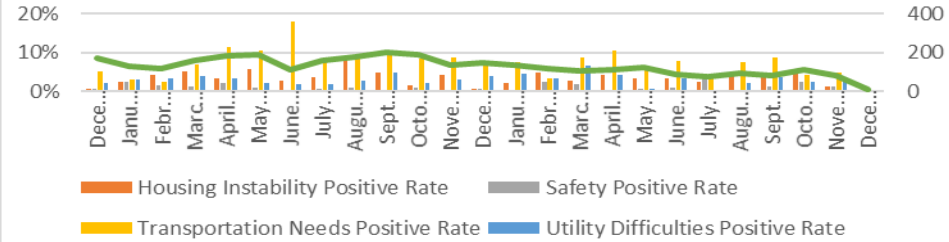
### Positive % Trending



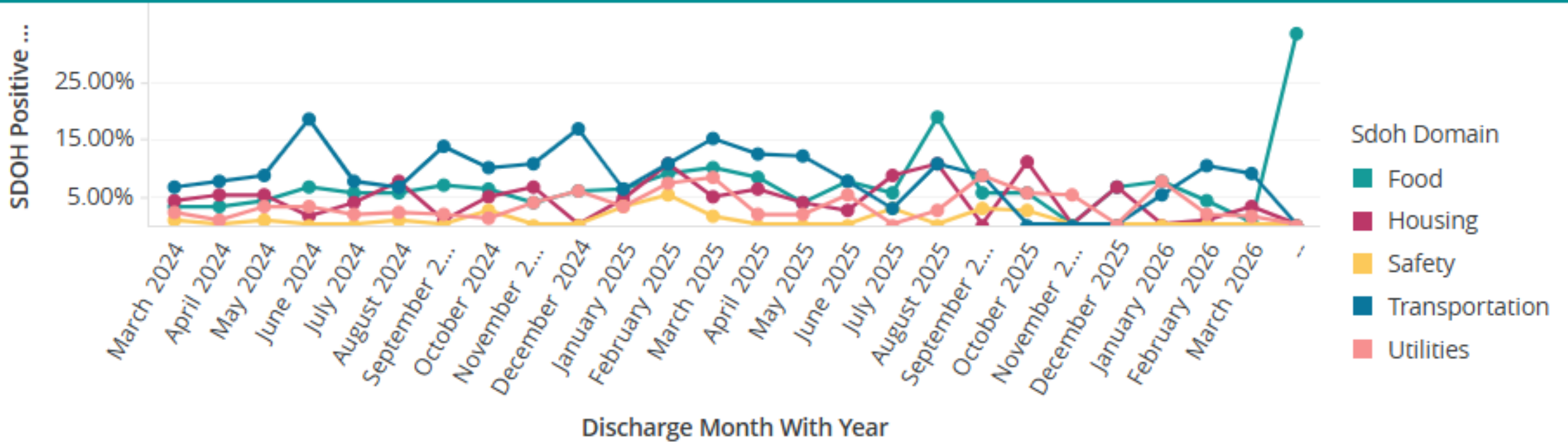


## AMBULATORY POSITIVE SCREENINGS

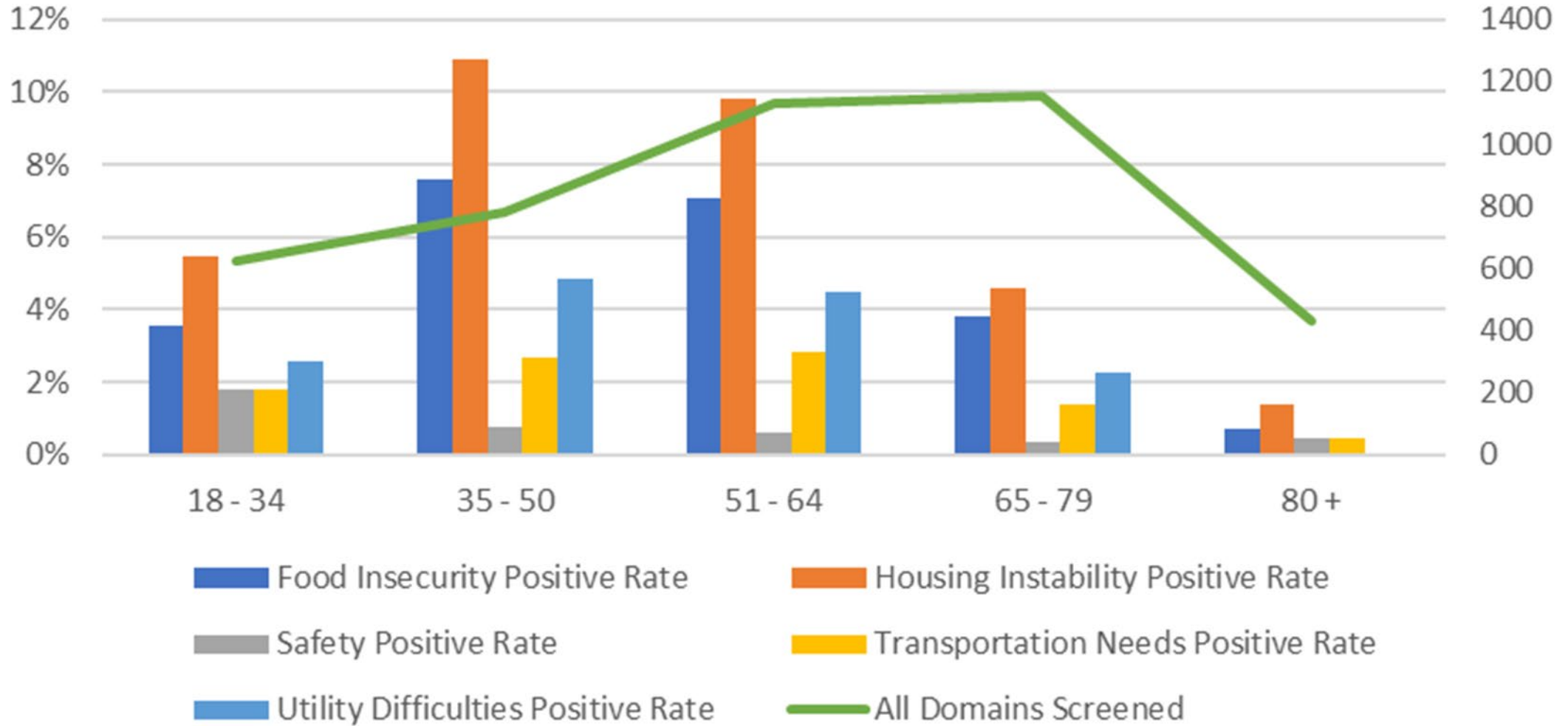
### POSITIVE SCREENING RATES FOR DEC 2023 - DEC 2025



### Positive % Trending



## INPATIENT POSITIVE SCREENING RATES BY AGE





HUMBOLDT PARK  
HEALTH

# ACTION PLAN

---

# FY2026 Health Equity Strategic Plan

## A Quality Priority for Equitable, Excellent Health Outcomes

For FY2026, Humboldt Park Health formally identifies **Health Equity** as a key strategic priority under the broader domain of **Quality**. This reflects our belief that quality care cannot be achieved unless care is equitable, accessible, culturally responsive, and responsive to the barriers our patients face.

As a community hospital serving a diverse and historically underserved population, Humboldt Park Health cares for patients disproportionately affected by food insecurity, housing instability, transportation barriers, language access challenges, chronic disease burden, behavioral health needs, and reduced access to preventive services. These realities directly affect outcomes, patient experience, avoidable utilization, and long-term community well-being.

Our commitment to health equity is therefore both mission-driven and operationally necessary. This strategic plan outlines how Humboldt Park Health will embed health equity into care delivery, discharge planning, prevention, and community support systems in FY2026 through measurable action, accountability, and focused improvement.

### **FY2026 Vision**

Humboldt Park Health will advance equitable, high-quality care by reducing disparities in access, treatment, patient understanding, and health outcomes for the patients and communities we serve.

### **FY2026 Strategic Aim**

To integrate health equity into clinical operations, patient experience, and community-based care so that disparities are identified earlier, addressed more consistently, and reduced through measurable, accountable action.

# Initiatives

As a "Safety Net Hospital," we have focused on mitigating inequities for many years including the following initiatives.

- Patient transportation to/from medical appointments.
- Patient clothes closet
- HPH Monthly Food Pantry in conjunction with the Greater Chicago Food Depository
- Partnership with Community organizations for aid with Housing.
- Financial aid for those in need.
- A foundation for community projects which include the Dental and Medical Mobile Vans
- Annual Toy and Coat drive for the Children in the Community
- Land donation for veterans' housing.
- Health fairs and the use of social media for community support.



# Food & Nutrition

- 24.2% of Humboldt Park residents are food insecure (2020 Chicago Health Atlas)
- USDA-designated low-access census tracts (food desert)
- Higher-than-average poverty and SNAP participation compared with Chicago overall
- Common access barriers
  - Cost of healthy foods
  - Transportation gaps for seniors
  - High convenience-store reliance in some areas

# HPH Food Pantry Collaboration with The Greater Chicago Food Depository

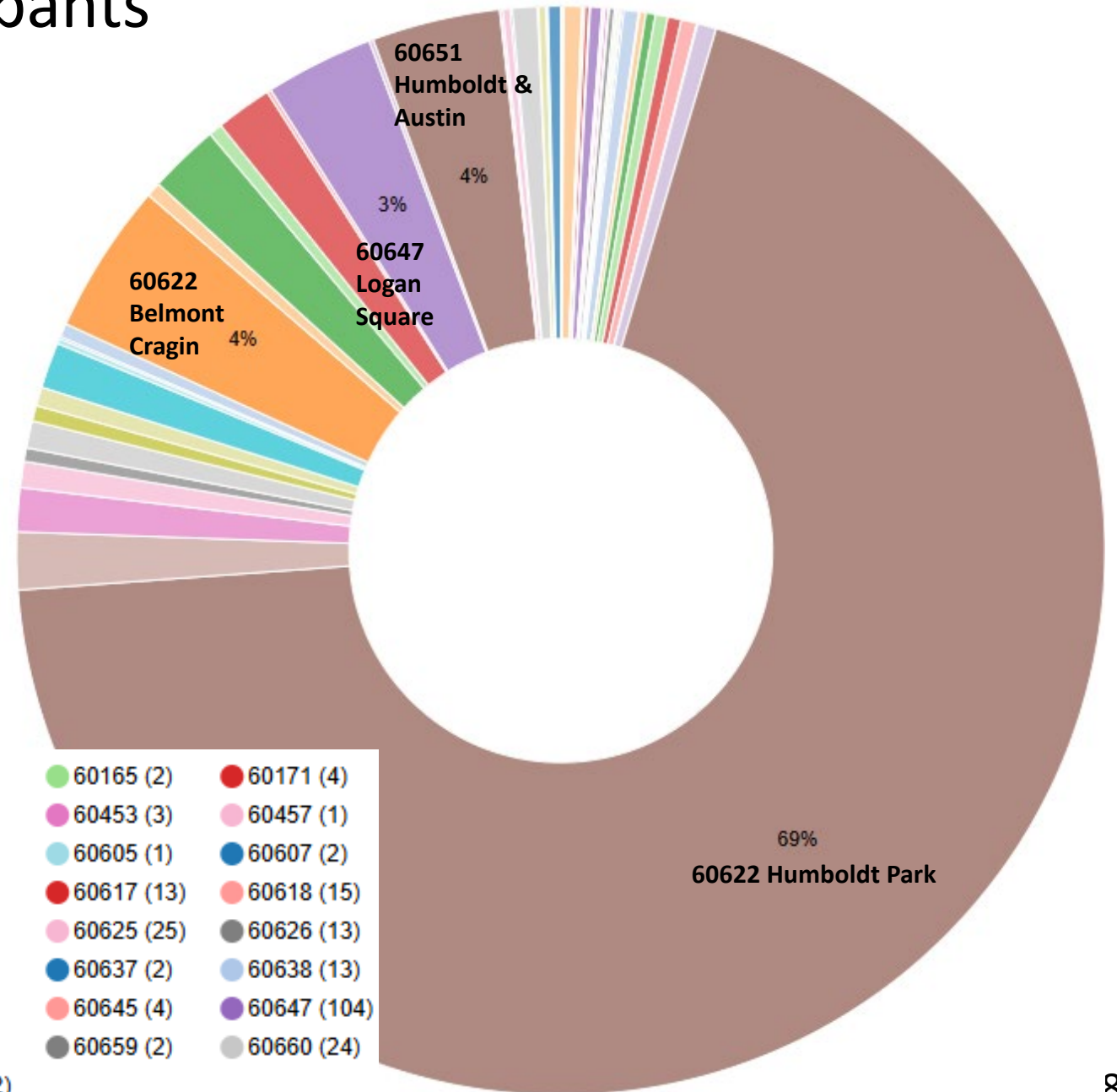
**Goal:** Provide consistent, equitable access to nutritious food for food-insecure patients, families, and seniors through a free, once-monthly hospital-based pantry that supports recovery and chronic disease management.

**Equity Support:** Addresses food insecurity as a social determinant of health by improving fair access to nutritious food for underserved patient populations.

**Intended Impact:** Improves equitable access to nutritious food, supports chronic disease management, enhances post-hospital recovery, and reduces nutrition-related health disparities while strengthening community nutrition supports for vulnerable populations.

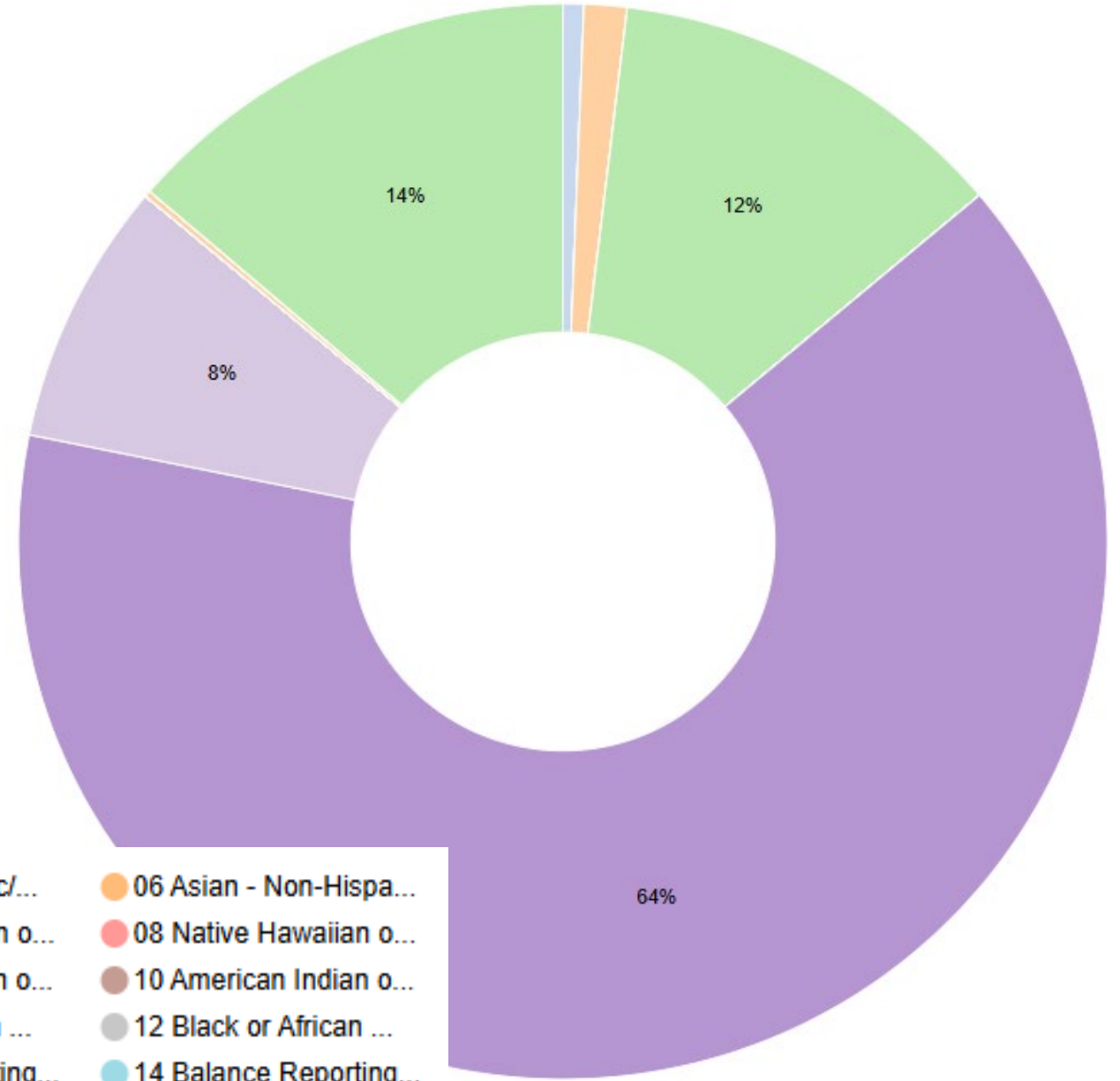
# Food Pantry Participants

Majority of participants residing within the 10 zip codes Humboldt Park Health Primarily serves



## Race & Ethnicity

- 64% Identify as white Hispanic
- 14% Identify as Black or African American
- 12% are nondisclosed
- 8% identify as White non-Hispanic

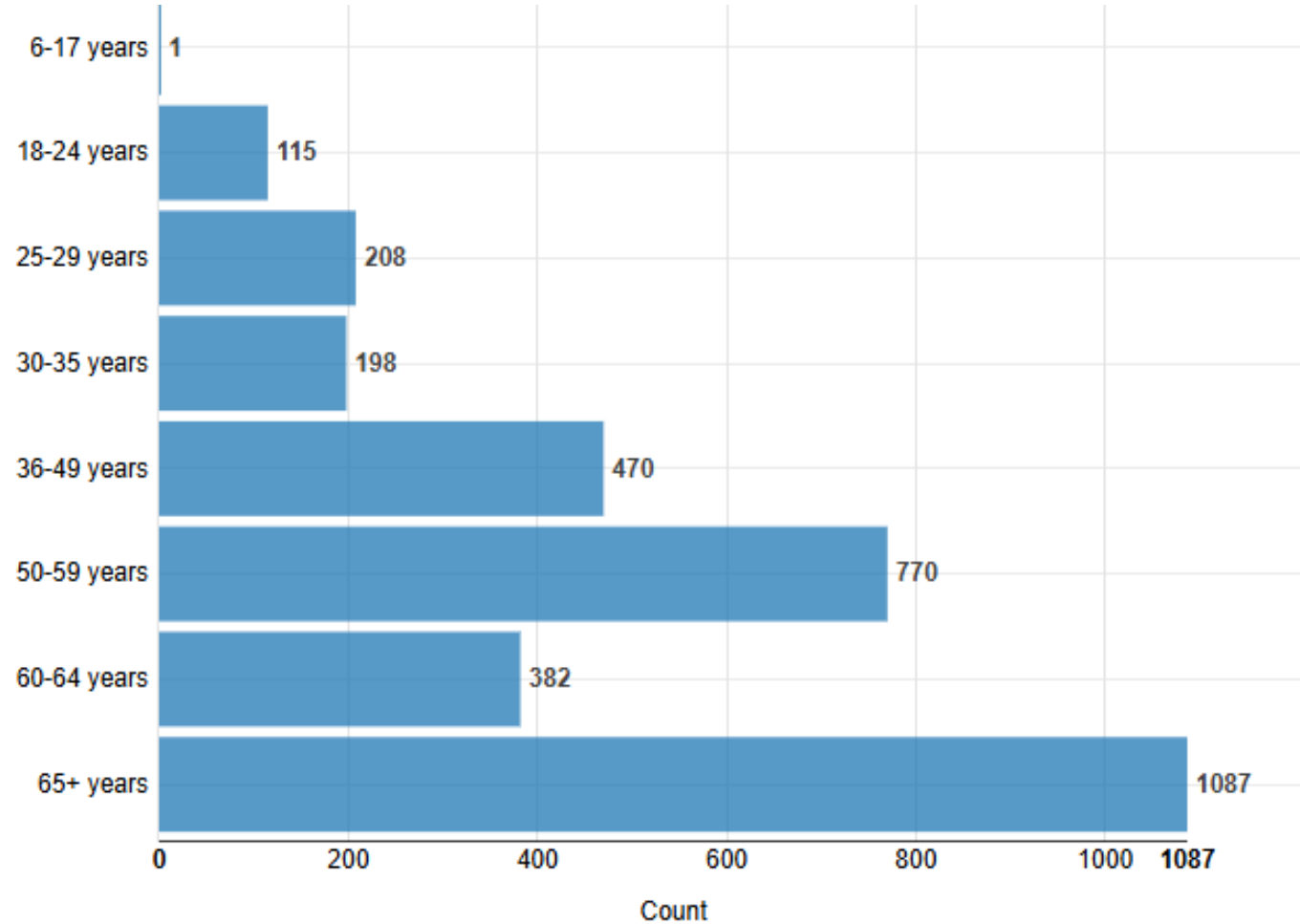
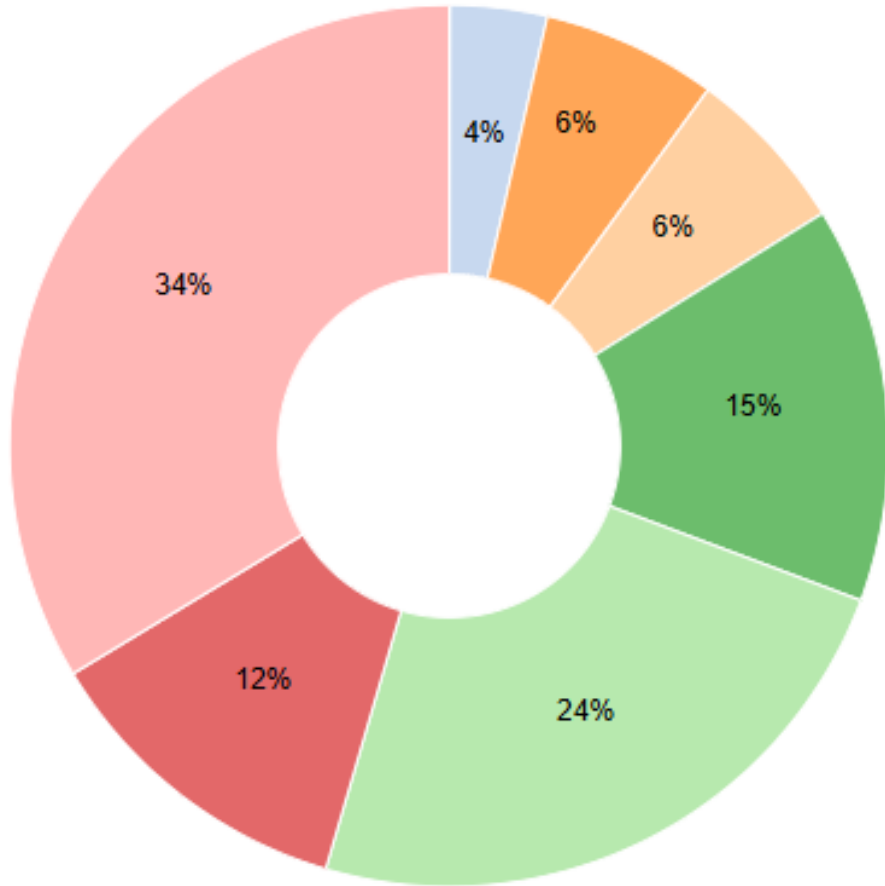


05 American Indian o...	05 American Indian o...	06 Asian - Hispanic/...	06 Asian - Non-Hispa...
07 Black or African ...	07 Black or African ...	08 Native Hawaiian o...	08 Native Hawaiian o...
09 White - Hispanic/...	09 White - Non-Hispa...	10 American Indian o...	10 American Indian o...
11 Asian and White -...	11 Asian and White -...	12 Black or African ...	12 Black or African ...
13 American Indian o...	13 American Indian o...	14 Balance Reporting...	14 Balance Reporting...
99 Not Applicable - ...	99 Not Applicable - ...	99 Other - Hispanic/...	99 Other - Non-Hispa...
99 Undisclosed - His...	99 Undisclosed - Non...		

# Age of Participants

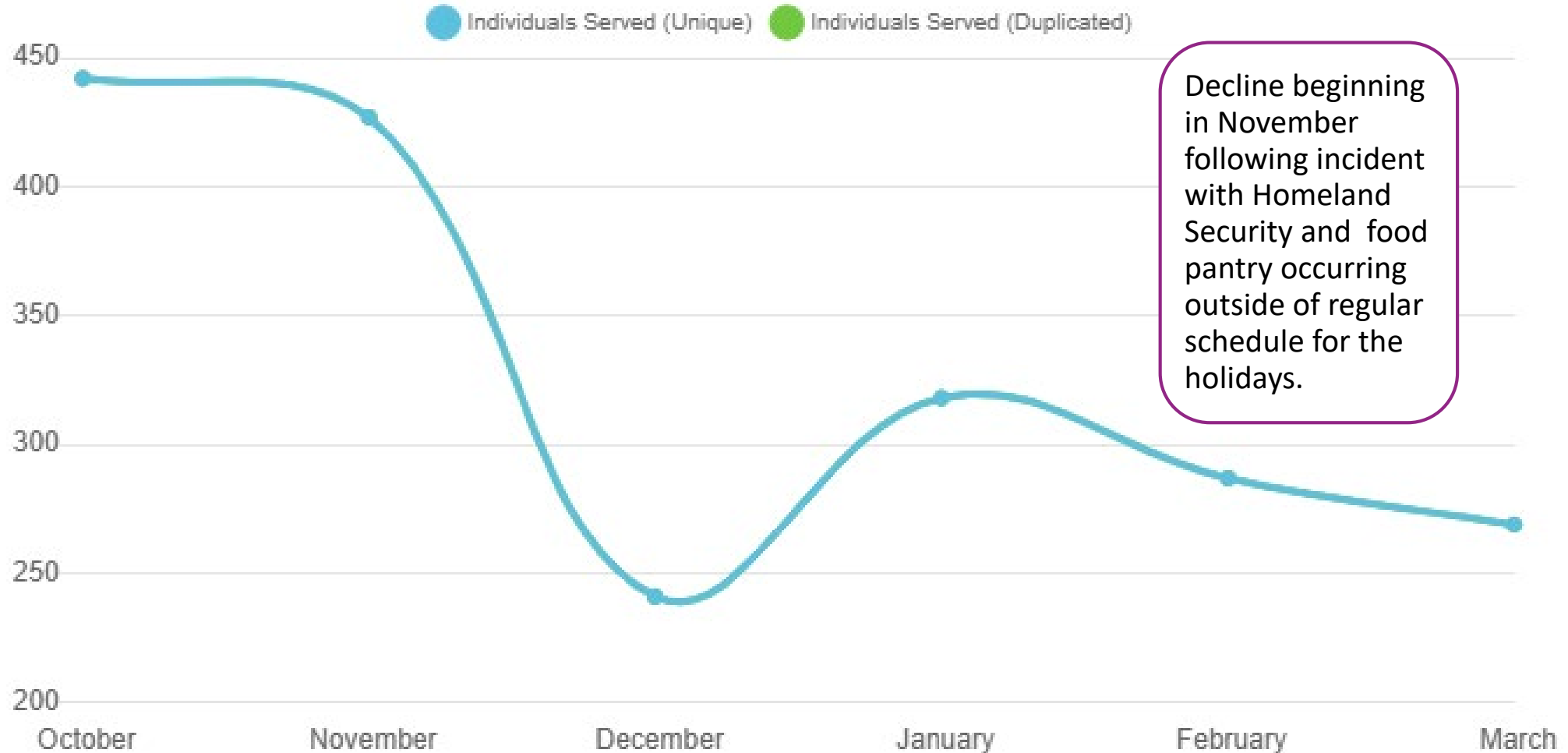
● 6-17 years (1)   
 ● 18-24 years (115)   
 ● 25-29 years (208)   
 ● 30-35 years (198)   
 ● 36-49 years (470)

● 50-59 years (770)   
 ● 60-64 years (382)   
 ● 65+ years (1087)




# Food Pantry Number Served

 Individuals Served Over Last 6 Months



# HPH Wellness Center : Bridging the Gap between Health and Wellness



# Humboldt Park Health Wellness Center



## State-of-the-Art Wellness Center

45,000 Square Feet

Center providing:

- Wellness Education
- Rehabilitation Services
- Mind-Body Integration
- Fitness Center Programming
  - Group Fitness Classes
  - Personal Training
  - Aquatics Programming
  - Kids Club
- Lap Pool & Therapy Pool
- Cardio Equipment, Strength Equipment & Indoor Running Track
- Community Rooms & Green Roof Space

## WELLNESS CENTER CLINICAL PROGRAMMING

Bridging the gap between Humboldt Park Health Hospital and the Wellness Center.

- Rehab Services
- Chronic Disease Management Programs
- Community Education Classes
- Nutritional Counseling
- Weight Management Programs
- Mental Health and Wellness Initiatives



# WELLNESS CENTER SERVICES

## Rehab Services

- Physical Therapy
- Aquatic Therapy
- Occupational Therapy
- Speech Therapy

## Community Education

- Nutrition Education
- Public Health Fair & Wellness Summit
- Housing Education
- Movement and Meditation journaling workshop



16 August, 2025 | 10:00 AM - 3:00 PM  
Humboldt Park Health Wellness Center  
2933 W Division St, Chicago, IL

**MAP YOUR HEALTH CHICAGO  
COMMUNITY FORUM &  
PUBLIC HEALTH  
RESOURCE FAIR**

REGISTER FOR FREE  
WELLNESS CENTER PASS  
[map.yourhealthchicago.com/register](http://map.yourhealthchicago.com/register)

Activities for EVERYONE from patients to providers & more to learn about preventing and managing chronic conditions

**Family-Friendly Activities:**

- Q&A with experts
- Access resources & tools
- Meet local orgs
- Participate in yoga
- Walk the track
- Raffles & giveaways
- Taste test healthy foods

**Featured Session Topics:**

- Understanding the Healthcare Landscape & Health Careers
- Spanish Panel (en español)
- Preventing Obesity, Chronic Conditions & Diabetes
- Ask the Endocrinologist
- Funding, Grants & Innovation

Come in person or virtually!

HUMBOLDT PARK HEALTH ADVANCING HEALTH EQUITY

PROJECT CARE

ORANGE BIOMED Cancer Wellness Center

Project Brown Health

SOF

protein bar & kitchen

M METRIC



March is National Nutrition Month

HUMBOLDT PARK HEALTH ADVANCING HEALTH EQUITY

You are invited to join us for a FREE

**HEALTHY EATING CLASS**

Saturday, March 22, 2025

- 11:00 am Spanish Class
- 1:00 pm English Class

Humboldt Park Health Wellness Center  
2933 W Division Street, Chicago, IL 60622

Class led by:  
Paulina Serowik, RD, LDN, CDCES  
Registered Dietitian

SCAN THE QR CODE TO REGISTER

8:00 AM - 5:00 PM

Humboldt Park Wellness Center  
2933 West Division Street, Chicago, IL 60622

or visit [bit.ly/HPHNutrition](http://bit.ly/HPHNutrition)



PUERTO RICAN Agenda

**2025  
PUERTO RICAN  
Health & Wellness Summit**

3rd Bi-Annual Puerto Rican Health Summit  
Regresando a Nuestras Raíces: Progresando Nuestra Salud a través de Nuestra Cultura

Opening Keynote Speaker  
Jose E. Lopez  
Founder and Executive Director  
The Juan Antonio Corrales Puerto Cultural Center of Chicago

Luncheon Speaker  
Juan Gonzalez  
Senior Research Fellow  
Great Cities Institute


Saturday, April 12, 2025  
8:00 AM - 5:00 PM  
Humboldt Park Wellness Center  
2933 West Division Street, Chicago, IL 60622

REGISTER NOW



inherent i3c  
a low-profit, limited liability company

HUMBOLDT PARK HEALTH WELLNESS CENTER



## HUMBOLDT PARK HOMEOWNERSHIP FORUM

Humboldt Park Health Wellness Center  
2933 W Division St, Chicago IL 60622

Join us for a discussion on leveraging down payment assistance and first-time homebuyer programs to achieve homeownership in Humboldt Park. Hear from elected officials, community leaders, and HUD counselors about essential resources and guidance. Topics include housing program updates, loan options, new construction incentives up to \$100K, HUD homebuyer education courses, and requirements for purchasing an Inherent Home.



Saturday, April 19, 2025  
10:00 am - 1:00 pm  
Registration Required  
[www.inherenthomes.com/events](http://www.inherenthomes.com/events)



LILIAN JIMENEZ

JESSIE FUENTES 26TH WARD ALDERPERSON

Associated Bank

Self-Help Federal Credit Union

CHICAGO HOUSING AUTHORITY

NHS

DEVELOPMENT CORPORATION

Chicago Urban League

Waterman Bank

## FIT AND STRONG PROGRAM

Developed in collaboration with research partners including the Rush University Medical Department and University of Illinois Chicago, Fit and Strong is an evidence based physical activity and behavior change program designed for older adults with lower extremity osteoarthritis.

Fit and Strong features 90-minute sessions—60 minutes of combined aerobic, strength, and balance exercise, followed by 30 minutes of education on managing arthritis and adopting an active lifestyle.

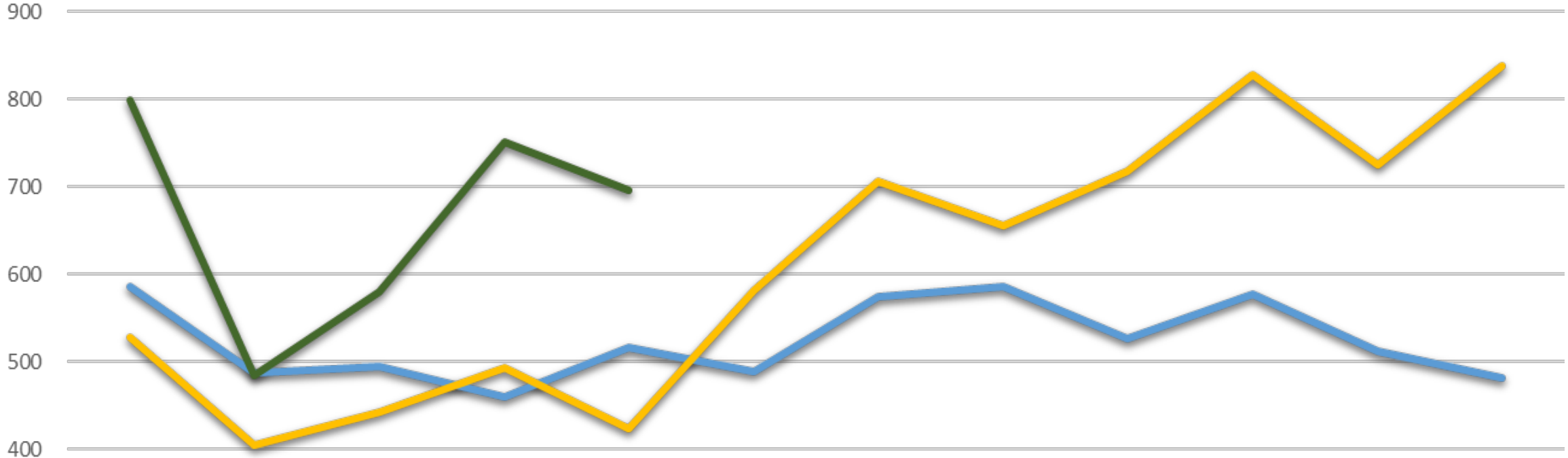
**Goal:** To improve joint stiffness, pain, and lower body function, while increasing confidence to maintain a long-term active lifestyle.

**Effectiveness:** Proven to increase physical activity levels, with benefits lasting up to 12 months.

The program is offered at no charge to participants, led by certified instructors and is suitable for community settings, with high participant retention rates.



# Rehab Services Volume YOY



	Oct-24	Nov-24	Dec-24	Jan-25	Feb-25	Mar-25	Apr-25	May-25	Jun-25	Jul-25	Aug-25	Sep-25
FY24	586	487	494	460	516	488	574	585	527	577	512	481
FY25	528	404	443	493	424	582	706	655	718	828	725	837
FY26	798	485	580	751	696							

— FY24 — FY25 — FY26

# ACCESS FOR ALL SLIDING SCALE DUES STRUCTURE

## Application for Membership Financial Assistance

Gross Household Annual Income	Adult Individual	Partner or Parent/Child (2 memberships)	Family Membership (Up to 5 memberships)
\$71,000 and up (Regular Rates)	\$ 85.00	\$128.00	\$170.00
\$45,500 - \$70,000	\$59.50	\$89.60	\$119.00
\$30,000 - \$45,499	\$34.00	\$51.20	\$68.00
\$15,000 - \$29,999	\$17.00	\$25.60	\$34.00
Below \$15,000	*Please contact Wellness Center Director for joining options		

At **Humboldt Park Health (HPH)**, our mission is to **advance health equity** and ensure that the Wellness Center is accessible to the entire Humboldt Park community, regardless of socioeconomic status. To support this mission, we offer financial assistance for memberships to qualifying applicants.

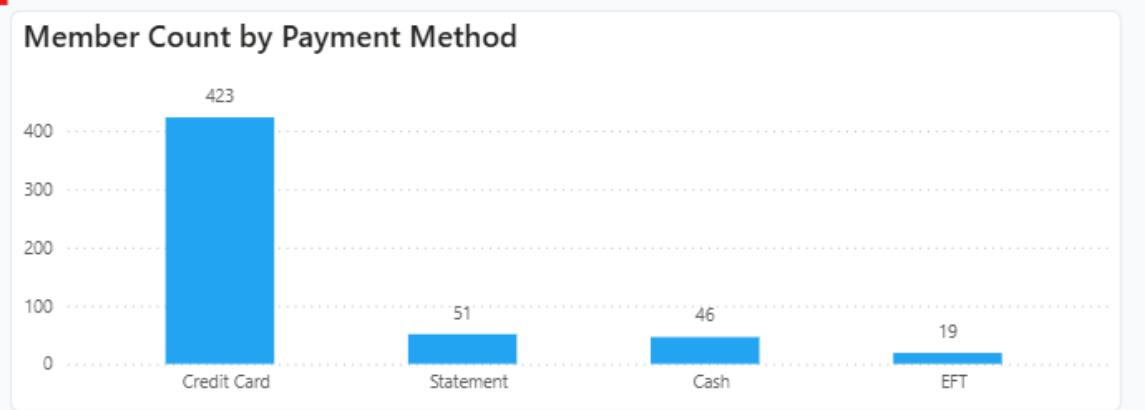
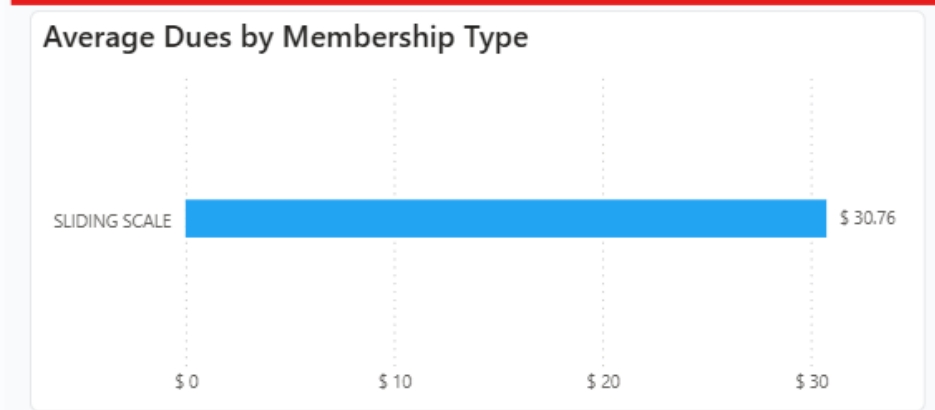
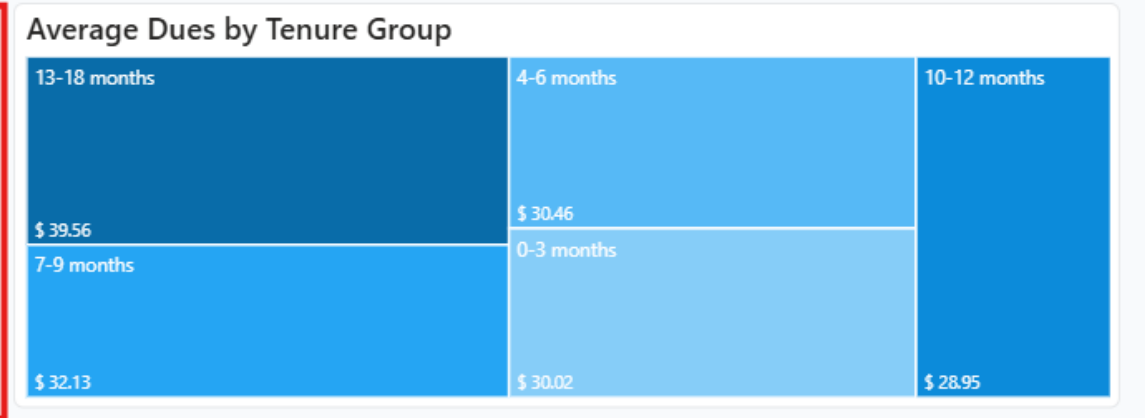
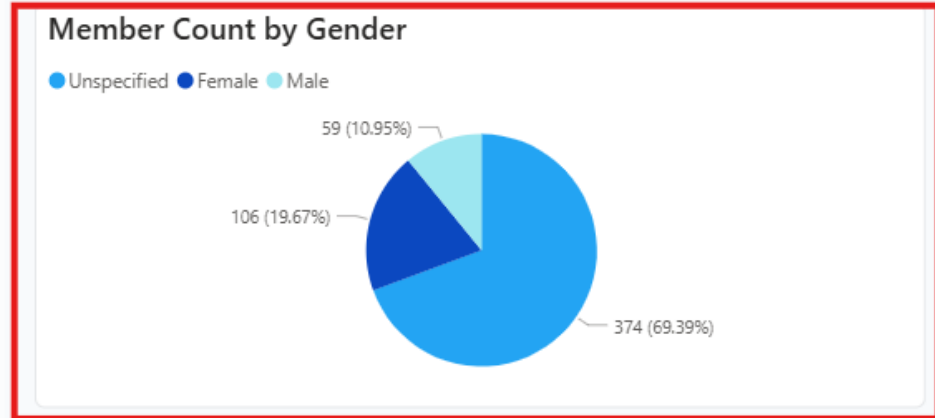
### Program Details

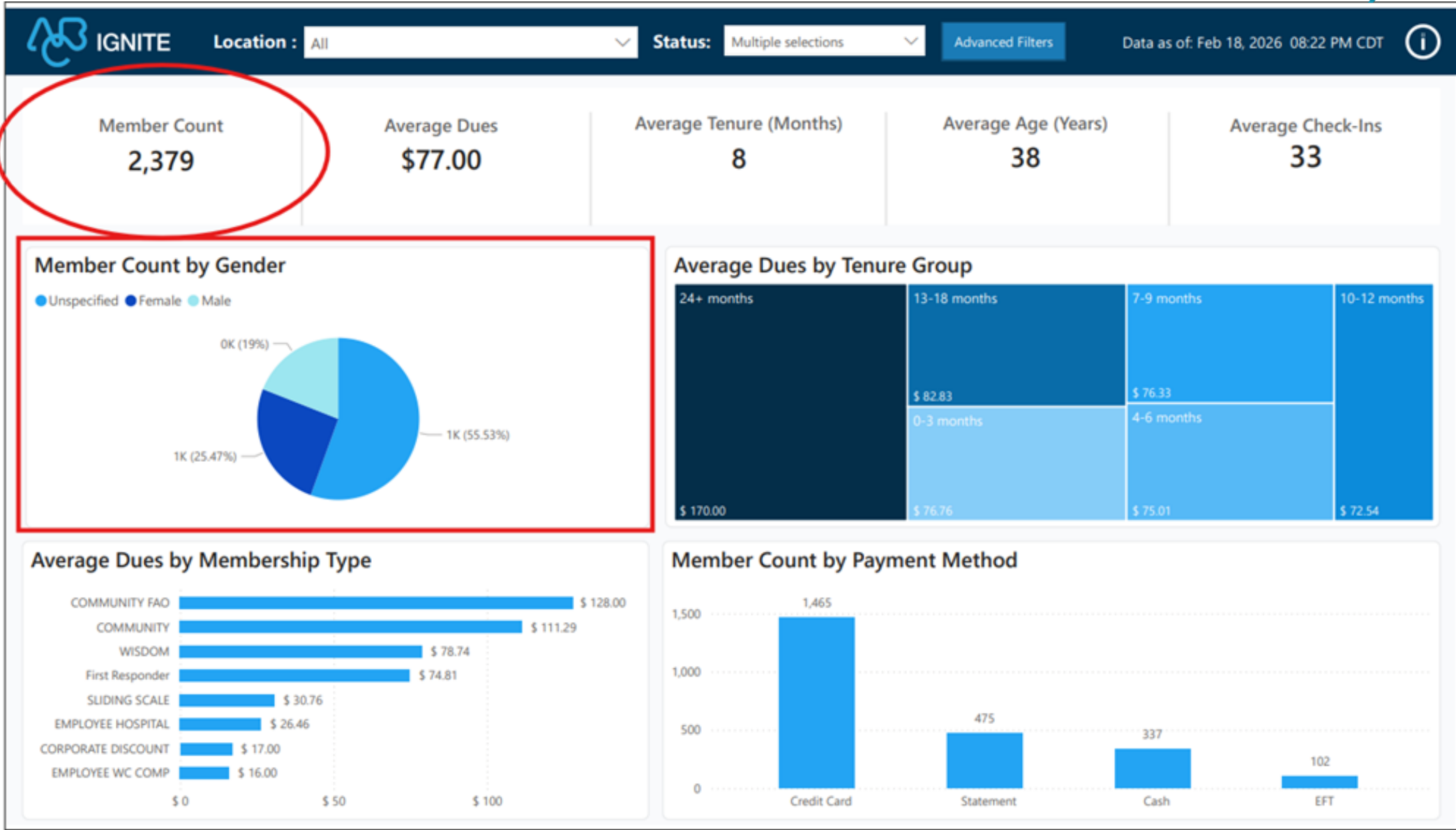
**Eligibility Requirements:** Financial assistance is available to applicants whose total household income **\$70,000 and below per year**, based on a predetermined HPH income sliding scale. This program is designed to make wellness resources available to individuals and families who might otherwise face financial barriers.

**Required Documentation, Processing Time, and Payment:** To apply, you must provide proof of annual household income, such as your most recent W-2, tax return, Social Security statement, and/or retirement fund statements for all individuals in the household included in the application. Review of application and proof of income may take up to 3 business days to process. You will be contacted when your application is approved to visit the Wellness Center to complete your membership application. Your first month's dues will be collected in full at time of joining and a valid credit card or checking account must be added to the primary member's account at time of joining.

**IGNITE** Location: All Status: Multiple selections [Advanced Filters](#) Data as of: Feb 18, 2026 08:22 PM CDT [i](#)

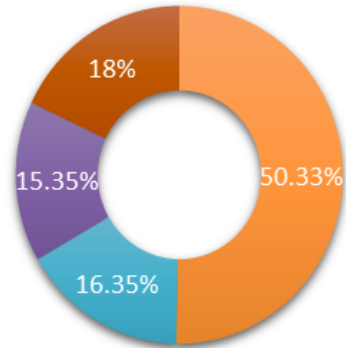
<b>Member Count</b> <b>539</b>	<b>Average Dues</b> <b>\$30.76</b>	<b>Average Tenure (Months)</b> <b>7</b>	<b>Average Age (Years)</b> <b>40</b>	<b>Average Check-Ins</b> <b>30</b>
-----------------------------------	---------------------------------------	--	---	---------------------------------------





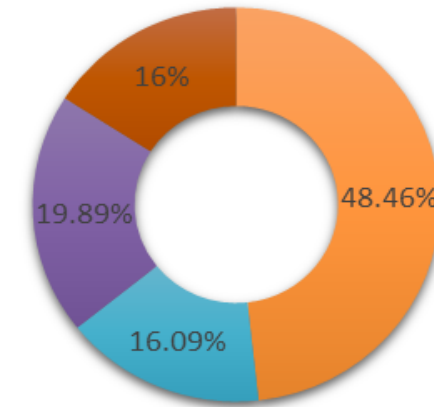


### All Memberships by Zip Code



- Wicker Park, Ukrainian Vilage, Noble Square, River West, Humboldt Park 60622
- Logan Square, Bucktown, West Town 60647
- Humboldt Park Health 60651
- Other Other

### Sliding Fee Scale Memberships by Zip Code



- Wicker Park, Ukrainian Vilage, Noble Square, River West, Humboldt Park 60622
- Logan Square, Bucktown, West Town 60647
- Humboldt Park 60651
- Other Other



## Humboldt Park Health

4,689 followers

20h



🌟 Exciting news! The Humboldt Park Health Wellness Center has received two incredible honors:

🏆 🏠 2025 Best of Year Winner – Fitness from Interior Design magazine, recognizing the innovative and impactful design of the Wellness Center by [Juan Gabriel Moreno Architects \(JGMA\)](#)

🏆 🏠 Project of the Year Feature: Community Impact Award from the [Construction Industry Service Corporation](#), highlighting the meaningful difference the center makes for the Humboldt Park community.

These recognitions celebrate both the exceptional design and the community-driven mission of the center, and we're proud to provide a space that makes health and wellness more accessible for Humboldt Park. 💪 ❤️



HUMBOLDT PARK  
HEALTH



Next Project :  
Affordable Housing



HUMBOLDT PARK  
HEALTH

# COMMUNITY PORCHES





HUMBOLDT PARK  
HEALTH





HUMBOLDT PARK  
HEALTH



# Humboldt Park Health Advancing Health Equity



ADVANCING  
HEALTH EQUITY,

ELIMINATING  
HEALTH DISPARITIES,

AND IMPROVING  
POPULATION HEALTH

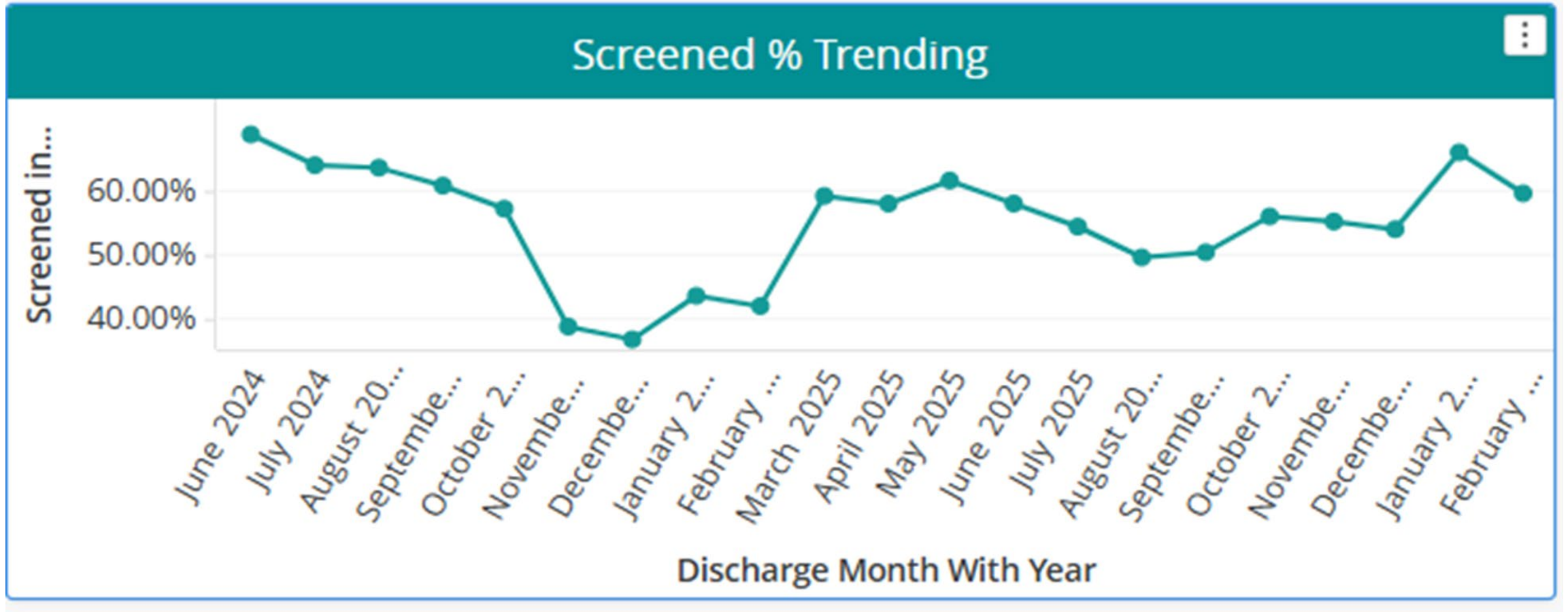
# HPH Health Equity Plan Framework



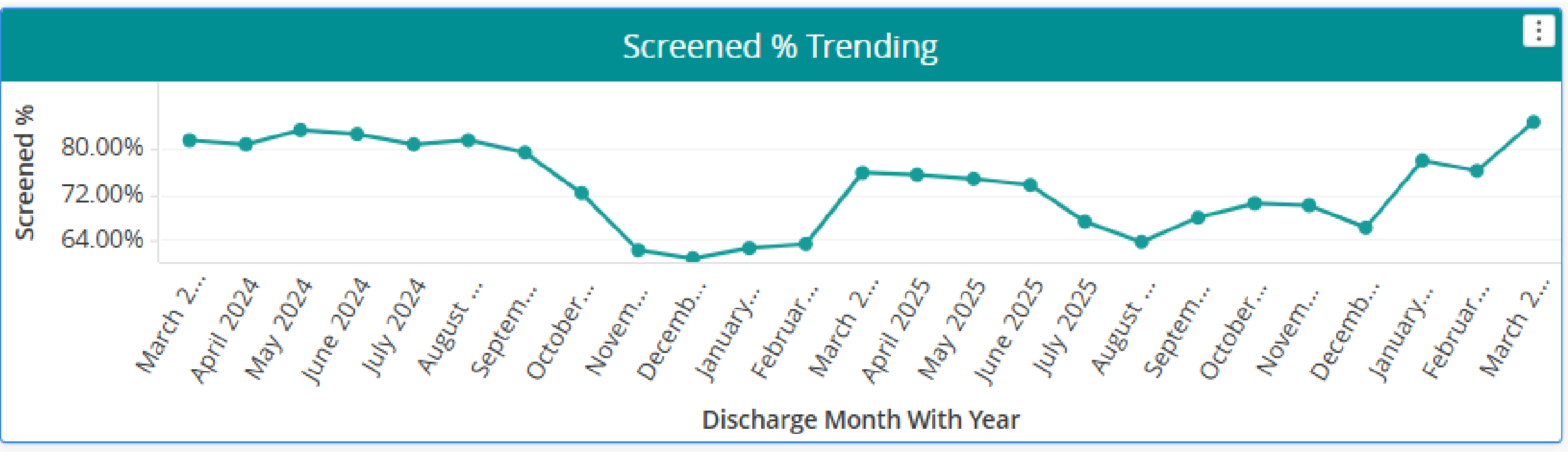
PLAN	DO	STUDY	ACT
<p><b>Goal:</b>  <b>Achieve 100% compliance</b> with SDOH screening and resource documentation.</p> <p><b>Required workflow Inpatient:</b></p> <ul style="list-style-type: none"> <li>• <b>ED:</b> SDOH screening completed at triage</li> <li>• <b>Inpatients:</b> SDOH screening completed on admission by Case Management</li> <li>• <b>All positive screens:</b> Resources provided and documented at discharge</li> <li>• <b>Tracking system:</b> BCA reporting</li> <li>• <b>Audit frequency:</b> Monthly</li> </ul>	<p><b>DO</b></p> <ul style="list-style-type: none"> <li>• Hospital-wide education on: <ul style="list-style-type: none"> <li>• When to screen</li> <li>• Who screens</li> <li>• Where to document</li> <li>• What qualifies as resource documentation</li> </ul> </li> <li>• Monthly BCA data tracking.</li> <li>• <b>Actions to implement:</b></li> <li>• Educate all ED, Case Management, and discharge staff on screening requirements and documentation location.</li> <li>• Ensure screening tool is embedded in triage/admission workflow.</li> <li>• Ensure discharge workflow includes a required check for: <ul style="list-style-type: none"> <li>• Positive SDOH?</li> <li>• Resources documented?</li> <li>• <b>Success measure:</b></li> </ul> </li> <li>• % patients screened</li> <li>• % positive screens with resources documented</li> <li>• Goal = <b>100%</b></li> </ul>	<p><b>STUDY</b></p> <p>Each month:</p> <ul style="list-style-type: none"> <li>• Run BCA report for: <ul style="list-style-type: none"> <li>• Screening completion rate</li> <li>• Resource documentation rate</li> </ul> </li> <li>• Identify: <ul style="list-style-type: none"> <li>• Units with fall-outs</li> <li>• Workflow gaps</li> <li>• Documentation issues vs actual missed screening</li> </ul> </li> <li>• Review results with leadership and department managers.</li> </ul>	<p><b>ACT</b></p> <p>If compliance &lt;95%:</p> <ul style="list-style-type: none"> <li>• Provide <b>targeted one-on-one education</b> for staff involved in fall-outs.</li> <li>• Reinforce workflow expectations in staff meetings.</li> <li>• Adjust workflow if repeated barriers identified.</li> </ul> <p>If compliance ≥95%:</p> <ul style="list-style-type: none"> <li>• Continue monitoring monthly</li> <li>• Share success rates with departments</li> <li>• Recognize high-performing teams</li> </ul>




# Percentage of Patients with All 5 Domains Screened



# Percentage of Patients with at least 1 Domain Screened





Collection of  
patient-level data  
and review for  
missing/inaccurate  
information

- DAILY SAFETY HUDDLES
- LEADER ROUNDING
- AUDITS – INTERDISCIPLINARY
- QI PROJECTS – QUARTERLY MEETING
- IT – DATA INTEGRITY
- BCA REPORTING
- RL SYSTEM FOR ANY ISSUES

# Patient Experience FY24/25

Inpatient HCAHPs Measures	FY 23/24	FY 24/25	Change by Percentage	Sept	Aug	July	June	May	April	March	Feb	Jan	Dec	Nov	Oct
<b>Rate Hospital 0-10 - Top Box</b> <i>% of patients who rated hospital 9 and 10 out of 10</i>	54.0%	<b>63.10%</b>	+9.1%	60.6%	60.0%	60.0%	56.3%	50.0%	50.0%	73.7%	61.9%	64.4%	76.9%	74.2%	71.1%
<b>Recommend Hospital</b> <i>% of patient who said Always</i>	50.0%	<b>61.1%</b>	+11.1%	60.6%	57.1%	61.0%	53.1%	58.8%	52.9%	84.2%	63.2%	57.5%	65.7%	68.0%	60.0%
<b>Communication with Nurses (LF)</b>	66.7%	<b>71.5%</b>	+4.8%	61.3%	63.9%	69.1%	71.8%	70.1%	70.4%	95.5%	78.2%	63.5%	83.2%	75.3%	71.0%
<b>Communication with Doctors (LF)</b>	68.8%	<b>78.1%</b>	+9.3%	76.6%	78.2%	82.6%	69.3%	72.5%	71.9%	98.5%	75.0%	73.4%	81.2%	82.8%	81.2%
<b>Responsiveness of Hospital Staff (LF)</b>	49.8%	<b>60.8%</b>	+10.8%	45.7%	50.8%	54.7%	45.9%	51.5%	57.0%	73.5%	63.9%	52.9%	75.5%	76.3%	61.1%
<b>Communication about Medication (LF)</b>	52.4%	<b>61.6%</b>	+9.2%	67.9%	54.6%	66.2%	50.0%	53.6%	38.9%	77.8%	57.1%	57.7%	58.3%	75.0%	79.2%
Tell you what medicine was for	63.1%	<b>73.1%</b>	+10%	85.7%	66.7%	82.4%	58.3%	64.3%	55.6%	88.9%	71.4%	69.2%	66.7%	87.5%	83.3%
Staff describe medicine side effects	41.6%	<b>50.0%</b>	+8.4%	50.0%	50.0%	50.0%	41.7%	42.9%	22.2%	66.7%	42.9%	46.2%	50.0%	62.5%	75.0%
<b>Cleanliness of hospital</b>	63.4%	<b>67.0%</b>	+3.6%	51.4%	46.9%	67.4%	56.3%	72.2%	68.4%	81.8%	65.2%	60.4%	66.7%	78.1%	75.0%
<b>Quietness of hospital</b>	56.9%	<b>63.9%</b>	+7.0%	47.2%	61.8%	60.5%	75.8%	59.5%	51.4%	81.8%	56.5%	71.4%	61.5%	68.8%	63.0%
<b>Discharge Information Given (LF)</b>	79.1%	<b>78.6%</b>	-0.5%	71.9%	70.7%	82.1%	77.6%	75.6%	73.2%	91.7%	82.1%	78.9%	87.4%	73.3%	81.6%
<b>**Restful Hospital Environment</b>	N/A	<b>60.7%</b>	N/A	44.8%	51.0%	61.6%	68.3%	62.0%	52.0%	86.5%	57.2%	54.9%	N/A	N/A	N/A
<b>**Care Coordination</b>	N/A	<b>64.7%</b>	N/A	59.1%	61.1%	63.4%	63.1%	65.0%	63.2%	83.4%	64.2%	53.6%	N/A	N/A	N/A
<i>number of returned surveys</i>	n-205	n-454		n-37	n-38	n-46	n-36	n-38	n-39	n-23	n-23	n-51	n-41	n-34	n-49

# Action Plan: Leader Patient Rounds

- Introduced in January 2026
- Each leader assigned was 3-4 patient rooms to round on each day during the work week
- Leaders address and escalate issues immediately in real time
- Leaders meet biweekly for the Patient Experience Committee and discuss issues addressed and trends on the units

# Patient Experience by Language

Inpatient: % Recommend Hospital by Language Mainly Spoken at Home May 2024 - December 2024		
Language	Top Box %	Number of Patients
English	45.93	100
Spanish	67.1	112
Other	34.88	8
Total	56.3	220

Inpatient: % Recommend Hospital by Language Mainly Spoken at Home January 2025 - December 2025		
Language	Top Box %	Number of Patients
English	45.55	151
Spanish	69.02	179
Other	48.53	6
Total	58.11	336

Inpatient: % of Patients that Rate the Hospital Top Box by Language Mainly Spoken at Home May 2024 - December 2024		
Language	Top Box %	Number of Patients
English	52.66	100
Spanish	75.72	130
Other	69.55	10
Total	65.85	240

Inpatient: % of Patients that Rate the Hospital Top Box by Language Mainly Spoken at Home January 2025 - December 2025		
Language	Top Box %	Number of Patients
English	36.79	153
Spanish	71.96	188
Other	47.7	6
Total	56.03	347

# Patient Experience by Race

Inpatient: % of Patients that Rate the Hospital Top Box by Race May 2024 - December 2024		
Race	Top Box %	Number of Patients
Asian	33	3
Black / African American	52.51	70
White	49.67	18
Not Specified	74.63	8
Total	53.19	99

Inpatient: % of Patients that Rate the Hospital Top Box by Race January 2025 - December 2025		
Race	Top Box %	Number of Patients
Asian	72.48	4
Black / African American	36.37	81
White	45.59	37
Not Specified	33.65	11
Total	39.8	133

Inpatient: % Recommend Hospital by Race May 2024 - December 2024		
Race	Top Box %	Number of Patients
Asian	0	3
Black / African American	45.09	70
White	36.89	18
Not Specified	69.29	7
Total	43.87	98

Inpatient: % Recommend Hospital by Race January 2025 - December 2025		
Race	Top Box %	Number of Patients
Asian	73.73	4
Black / African American	44.84	79
White	49.17	36
Not Specified	17.06	11
Total	44.58	130

# Patient Experience by Ethnicity

<b>Inpatient: % of Patients that Rate the Hospital Top Box May 2024 - December 2024</b>		
<b>Ethnicity</b>	<b>Top Box %</b>	<b>Number of Patients</b>
Hispanic / Latino	71.36	163
Not Hispanic / Latino	52.79	96
Not Specified / Prefer Not to Answer	99.5	1
Total	64.61	260

<b>Inpatient: % of Patients that Rate the Hospital Top Box January 2025 - December 2025</b>		
<b>Ethnicity</b>	<b>Top Box %</b>	<b>Number of Patients</b>
Hispanic / Latino	62.96	256
Not Hispanic / Latino	38.49	118
Not Specified / Prefer Not to Answer	96.8	2
Total	55.46	376

<b>Inpatient: % of Patients that Recommend the Hospital May 2024 - December 2024</b>		
<b>Ethnicity</b>	<b>Top Box %</b>	<b>Number of Patients</b>
Hispanic / Latino	62.82	144
Not Hispanic / Latino	43.7	94
Not Specified / Prefer Not to Answer	97	1
Total	55.44	439

<b>Inpatient: % of Patients that Recommend the Hospital January 2025 - December 2025</b>		
<b>Ethnicity</b>	<b>Top Box %</b>	<b>Number of Patients</b>
Hispanic / Latino	63.53	244
Not Hispanic / Latino	43.15	116
Not Specified / Prefer Not to Answer	99.3	2
Total	55.2	362

# Patient Experience FY 25/26

Inpatient HCAHPs Measures	Target	Jan	Dec	Nov	Oct	FY25/26 YTD	FY 24/25 Inpatient FINAL	FY23/24 Inpatient FINAL
<b>Rate Hospital 0-10 - Top Box</b> <i>% of patients who rated hospital 9 and 10 out of 10</i>	70.5%	54.3%	66.0%	52.4%	38.7%	52.9%	63.10%	54.0%
<b>Recommend Hospital</b> <i>% of patient who said Always</i>	69.0%	69.6%	68.5%	43.7%	54.2%	59.0%	61.1%	50.0%
<b>Communication with Nurses (LF)</b>	79.8%	65.5%	66.4%	76.7%	59.4%	67.0%	71.5%	66.7%
<b>Communication with Doctors (LF)</b>	79.4%	74.7%	77.0%	92.2%	69.1%	78.3%	78.1%	68.8%
<b>Responsiveness of Hospital Staff (LF)</b>	62.5%	51.5%	61.1%	69.6%	49.3%	57.9%	60.8%	49.8%
<b>Communication about Medication (LF)</b>	59.9%	61.8%	55.0%	68.9%	40.8%	56.6%	61.6%	52.4%
Tell you what medicine was for	75.0%	72.5%	71.7%	93.9%	56.4%	75.6%	73.1%	63.1%
Staff describe medicine side effects	45.8%	51.0%	38.3%	43.9%	25.2%	39.6%	50.0%	41.6%
<b>Cleanliness of hospital</b>	73.2%	72.9%	45.3%	74.1%	55.0%	61.8%	67.0%	63.4%
<b>Quietness of hospital</b>	59.1%	52.3%	42.8%	42.8%	63.0%	50.2%	63.9%	56.9%
<b>Discharge Information Given (LF)</b>	86.4%	80.9%	75.6%	87.6%	66.5%	77.7%	78.6%	79.1%
<b>**Restful Hospital Environment</b>	NEW	49.0%	40.2%	56.2%	47.2%	48.2%	60.7%	N/A
<b>**Care Coordination</b>	NEW	58.5%	56.7%	68.4%	54.3%	59.5%	64.7%	N/A
<b>**Staff gave info on symptoms</b>	NEW	66.4%	51.0%	78.7%	43.2%	59.8%	63.9%	N/A
<i>number of returned surveys</i>		n-40	n-31	n-28	n-18	n-117	n-454	n-205

# Incidents of Discrimination & Bias Patient Experience Review

## Data Sources Reviewed:

- Grievance and complaint log
- Patient experience surveys
- Event reporting system

## Findings:

- No Identified events

# Language Line Utilization 2024-2025

Filter your data using KQL syntax
Last 2 years
30 s
Refresh

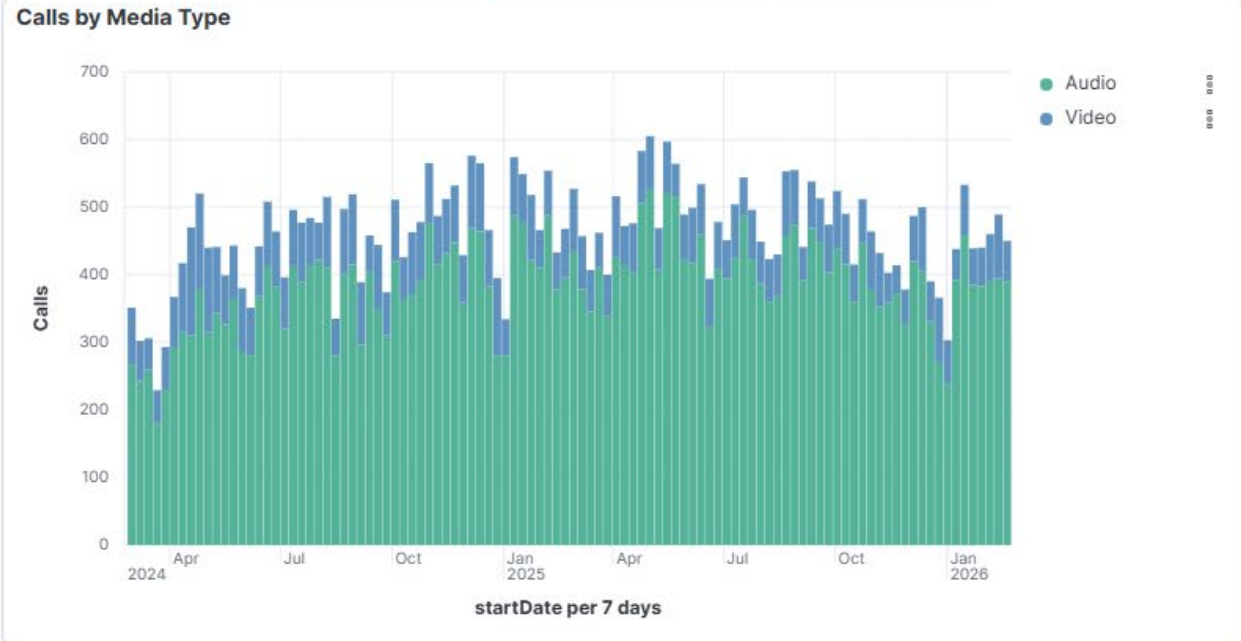
<b>Calls</b> <b>Calls</b> Growth Ye... 32.87% <b>48,024</b>	<b>Minutes</b> <b>Minutes</b> Growth Ye... 42.67% <b>654,403</b>	<b>Connect Time</b> <b>Avg Connect Time</b> Year over Year 15.7 <b>8.8</b>	<b>Call Length</b> <b>Avg Call Length</b> Year over Year 13.2 <b>14.0</b>	<b>Languages</b> <b>Unique Count of Languages</b> Year over Year 65 <b>67</b>
--	---	---	--	--

**Umbrella Account Summary**

Customer/Umt Account Number	Customer/Umt Name	Calls	Minutes
17022	Humboldt Park H	48,024	654,403

**Auth Codes & Dnis**

DNIS/Auth Code	Calls
8442768724	23,199
S2GU4BN6SM	20,952

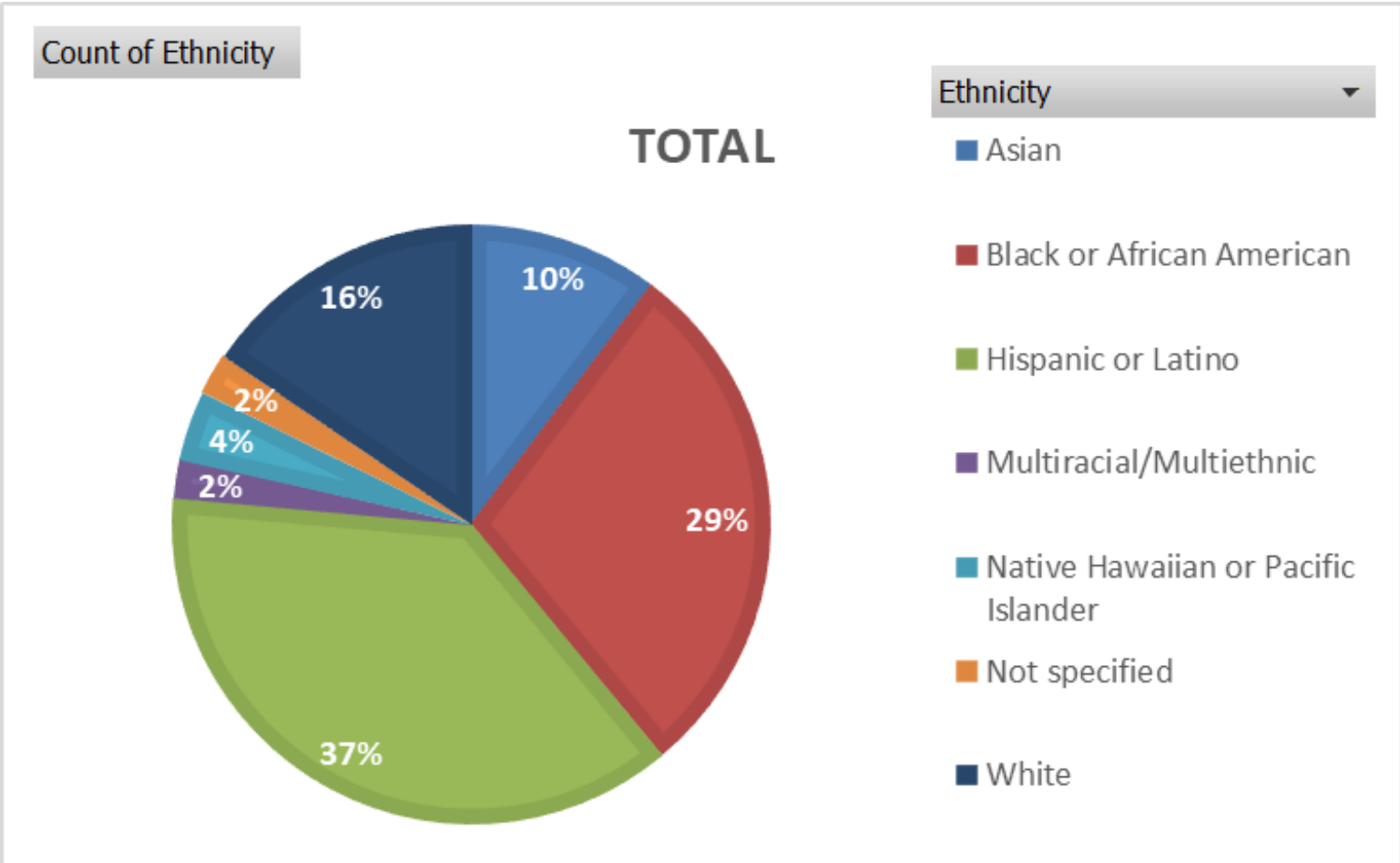


**Language Summary**

Language	Calls	Minutes	Avg Call Length (min)	Avg Connect Time (sec)
SPANISH	44,505	608,252	14	8
POLISH	708	6,719	10	17
UKRAINIAN	411	6,476	16	17
CANTONESE	341	3,623	11	15
RUSSIAN	266	4,503	18	17
VIETNAMESE	265	6,562	26	24
AMERICAN SIGN LA	241	3,009	14	24
ARABIC	195	3,061	17	12
HINDI	125	1,153	10	31
MANDARIN	108	1,371	14	31

**Account Summary by Client ID**

# Employee Demographics (HCEDC.03)



(HCEDC.03): Organizations may discuss the collection of data from staff and leaders

# Culture of Safety Survey

To support Health Equity the organization conducted a safety culture survey to assess staff experience and identify factors that may impact equitable care delivery.

## Key Findings:

- **80%** of staff rate patient safety as GOOD to EXCELLENT
- **78%** report strong teamwork and support during high workload
- **75%** report comfort speaking up about safety concerns
- **75%** report active communication and discussion of errors
- **73%** report leadership engagement in patient safety

## Health Equity Relevance:

- Strong communication and teamwork support consistent and timely care delivery
- Staff willingness to speak up supports early identification of patient needs
- Leadership engagement supports organizational focus on safe and equitable care

★ Results will be used to guide ongoing efforts to support equitable care delivery and staff engagement



# Diabetes, Hypertension & Obesity

---

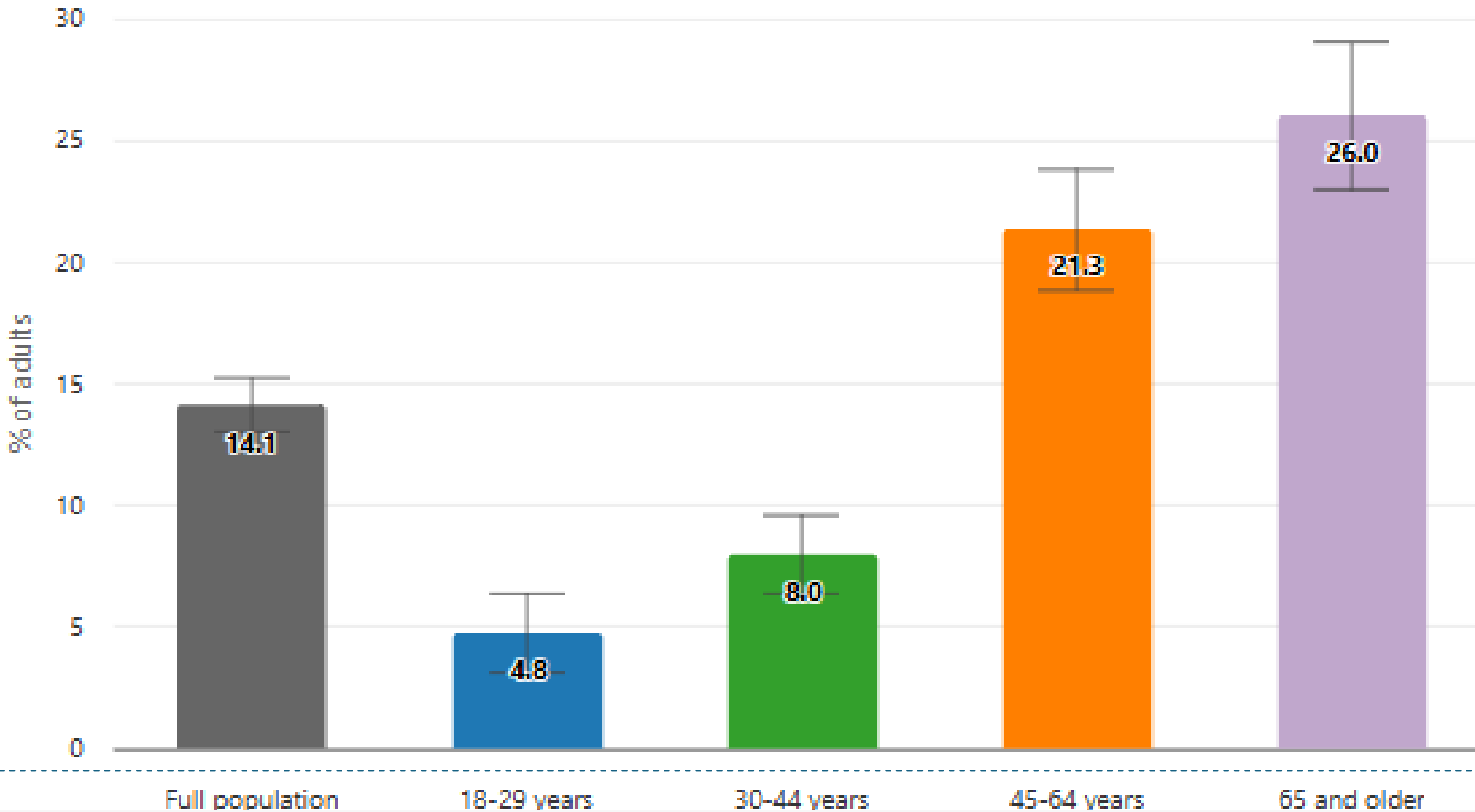
CHICAGO  
ATLAS: TOTAL  
POPULATION  
LEADING  
CAUSES OF  
DEATH

Total Population Leading Cause of Death

Cause	Deaths (2022)	Deaths (2021)	Deaths (2020)	Deaths (2019)	Deaths (2018)
Diseases of heart	4994	4945	5325	4831	4843
Malignant neoplasms	3877	3929	4056	4152	4108
Accidents (unintentional injuries)	1954	1936	1831	1320	1295
Coronavirus disease 2019	1311	2132	4108	0	0
Cerebrovascular diseases	1157	1253	1366	1188	1165
Diabetes mellitus	739	727	814	598	591
Assault (homicide)	660	779	723	468	527
Chronic lower respiratory diseases	576	533	639	635	681
Alzheimer's disease	506	432	527	443	499
Nephritis, nephrotic syndrome and nephrosis	503	459	495	491	517

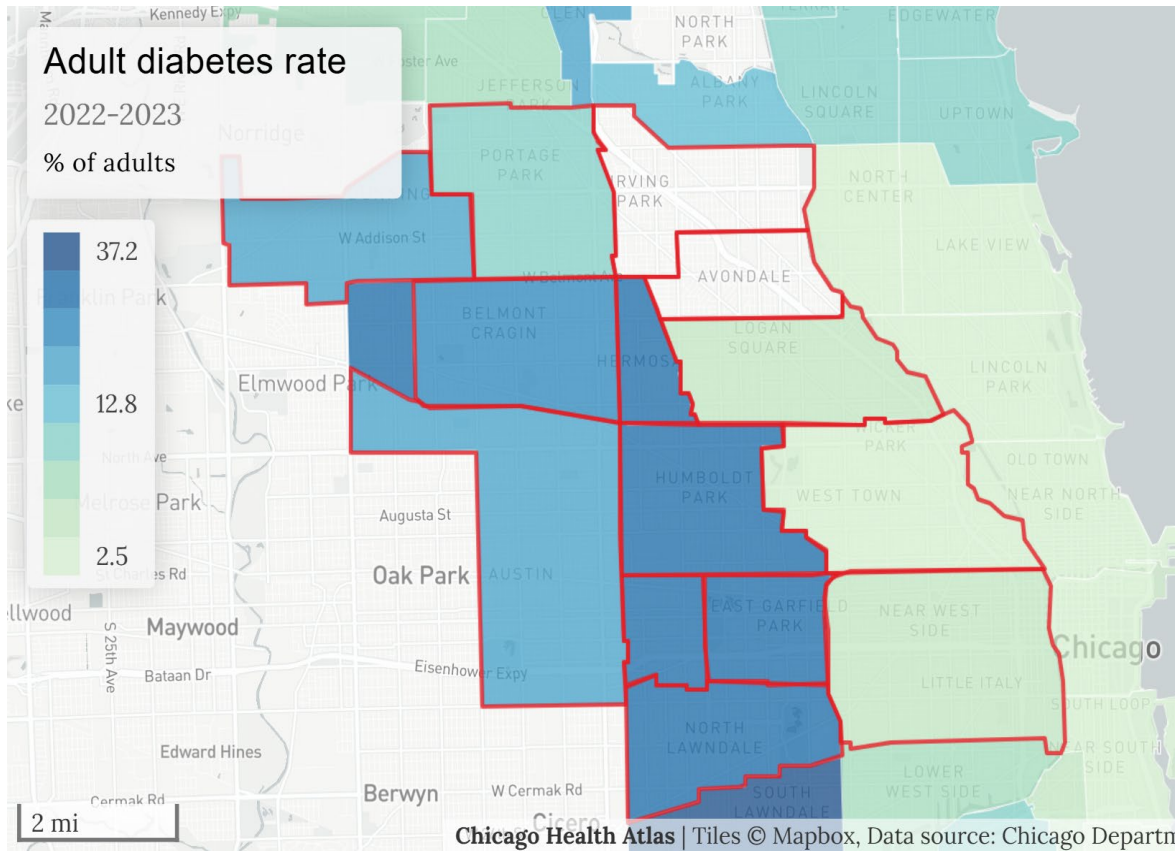
# Adult diabetes rate by Age, Chicago, IL

2024

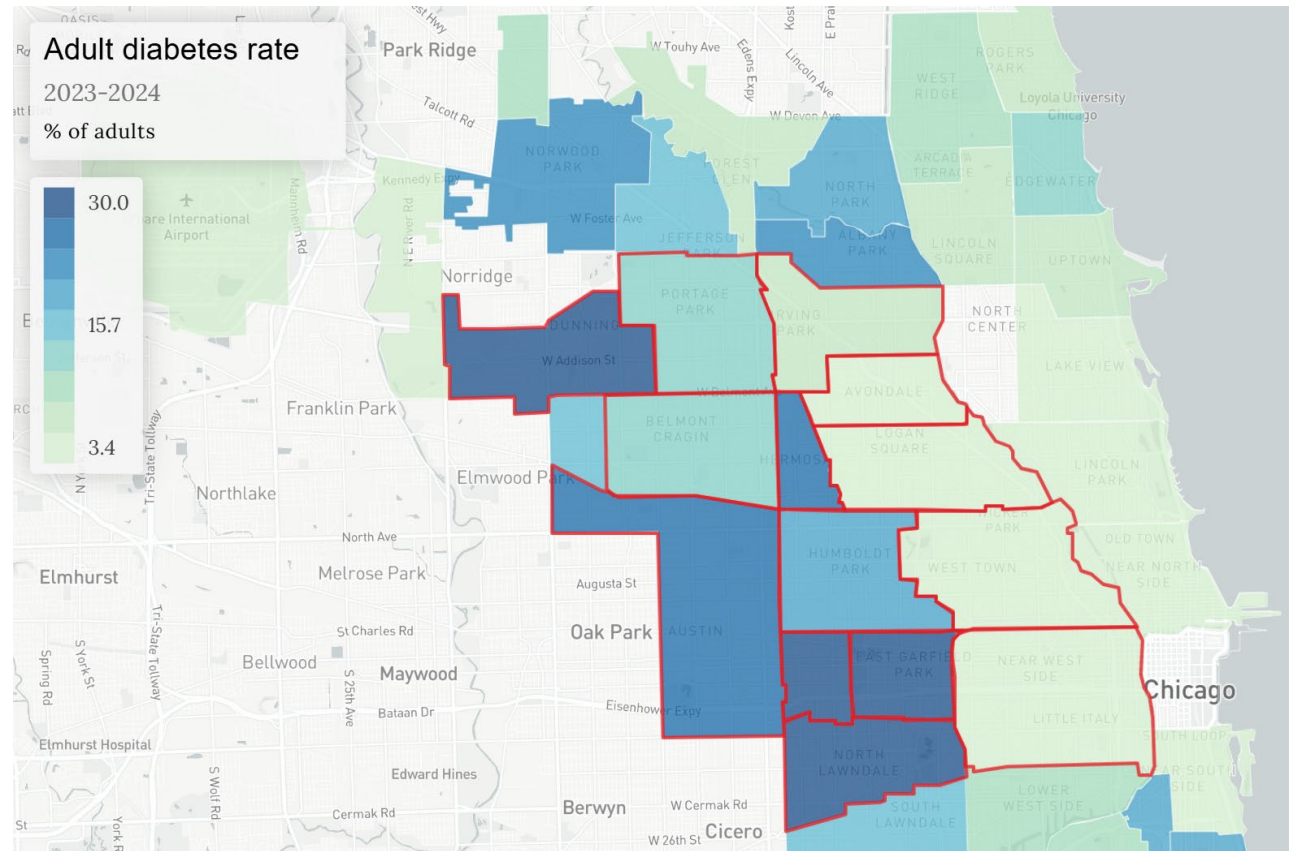


# Diabetes Rates

**2022-2023**

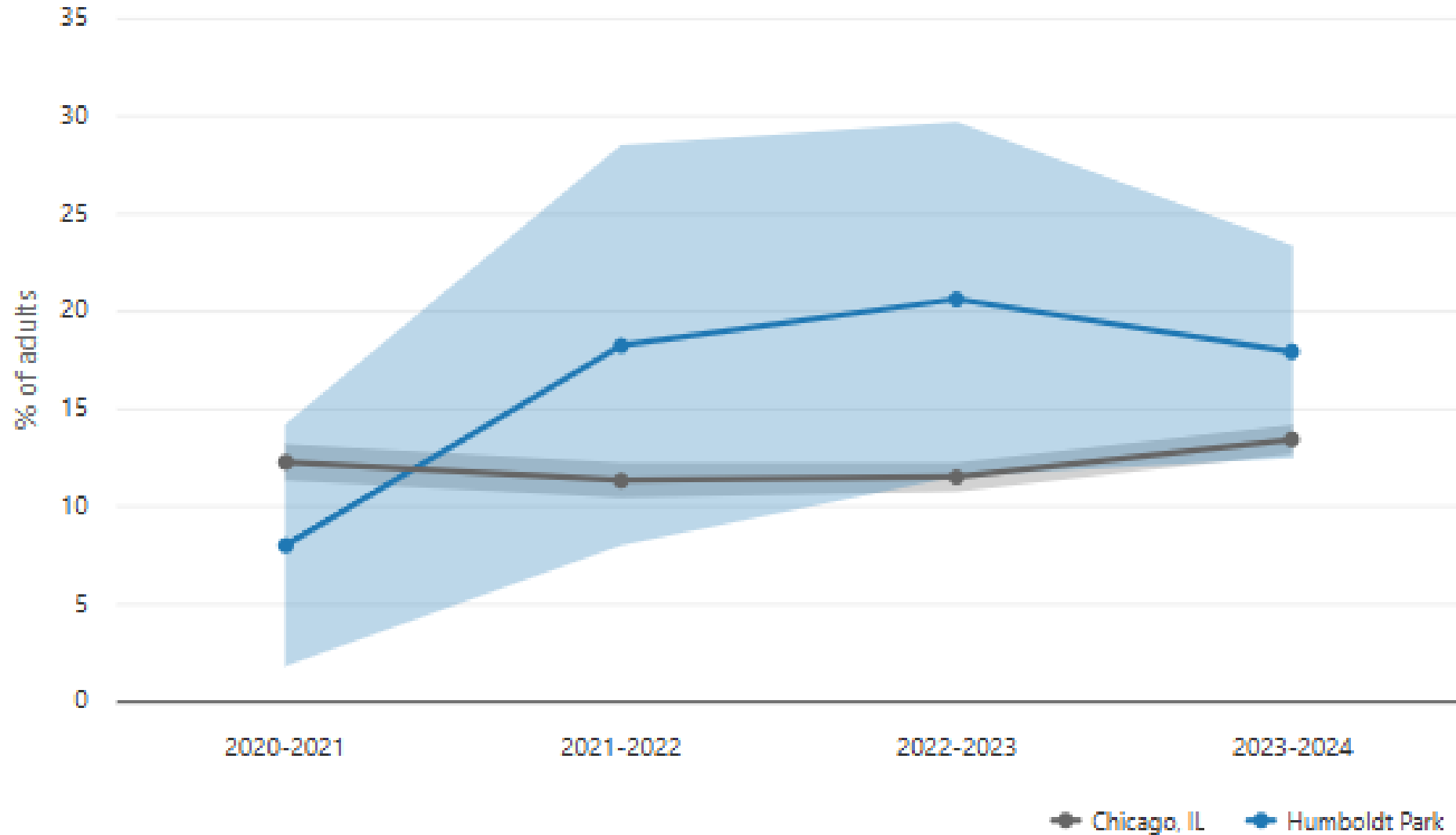


**2023-2024**



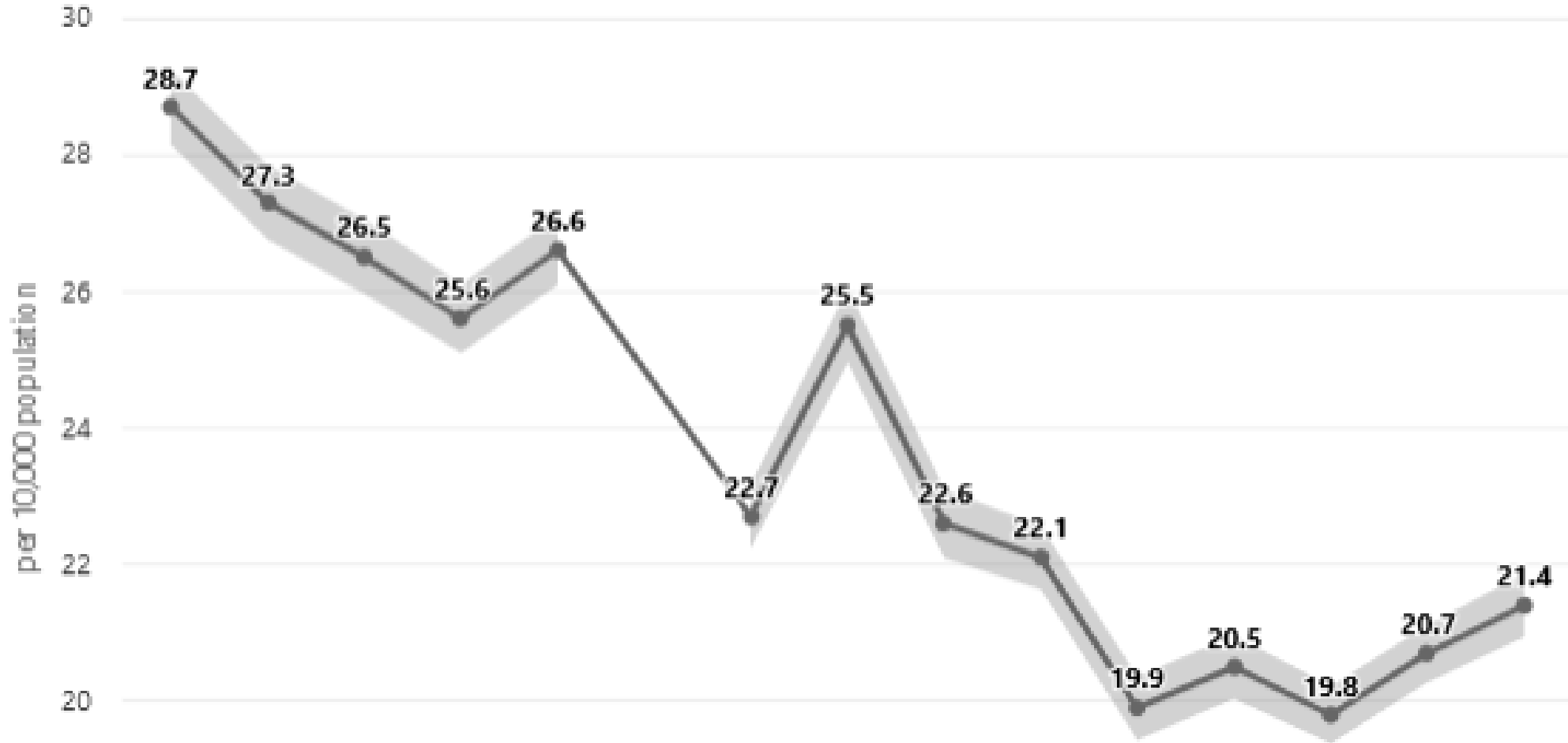
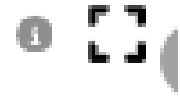
## Adult diabetes rate

Chicago, IL and comparison

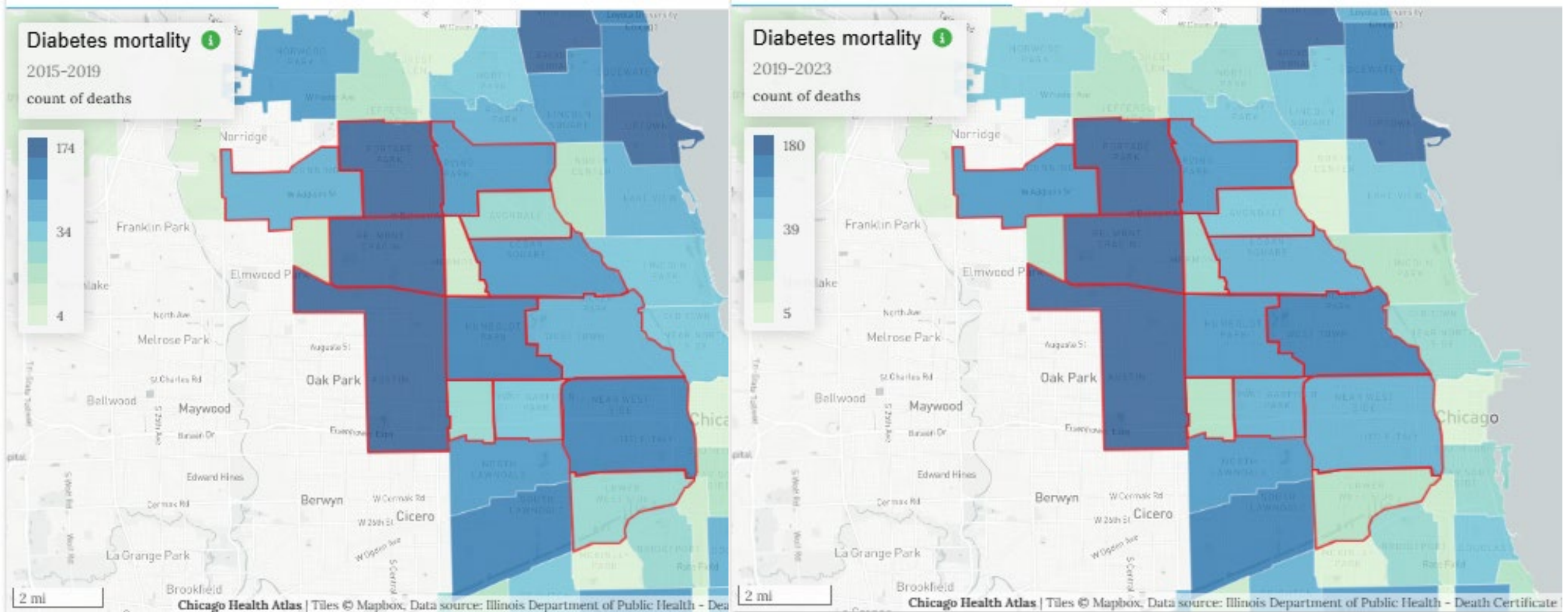


## Diabetes-related hospitalization rate

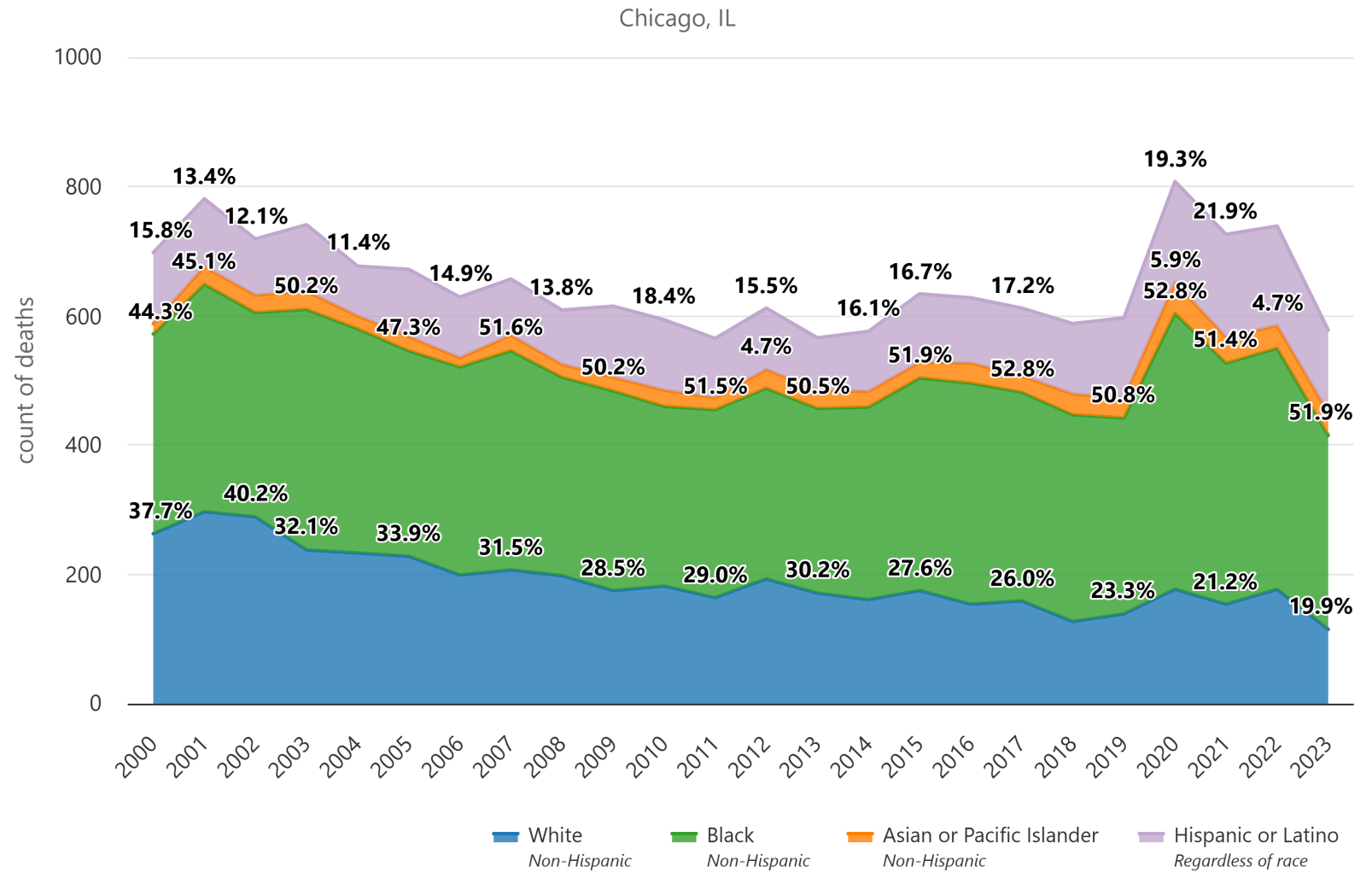
Chicago, IL



# Diabetes Mortality Rate



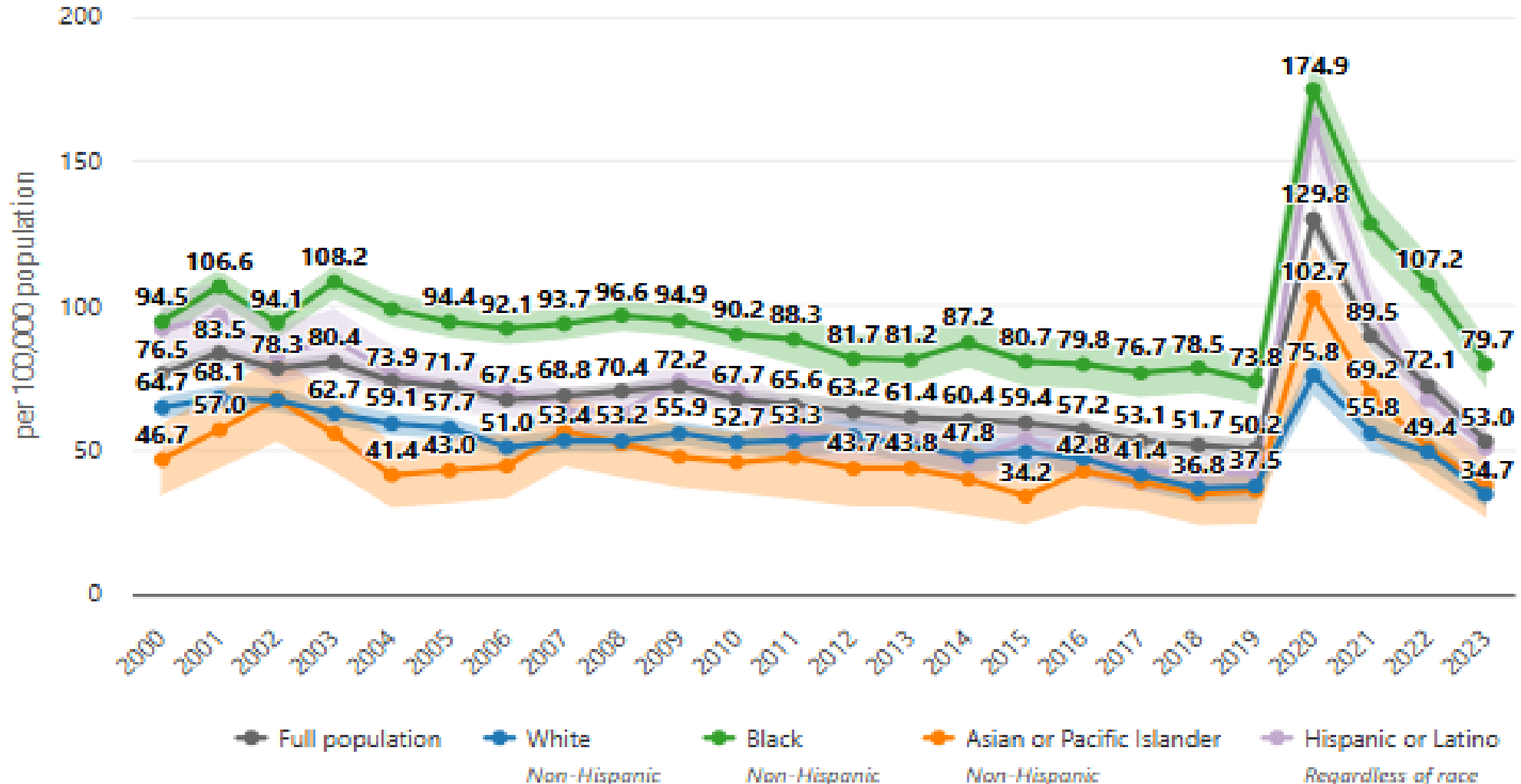
# Diabetes Mortality by Race and Ethnicity 2000-2023



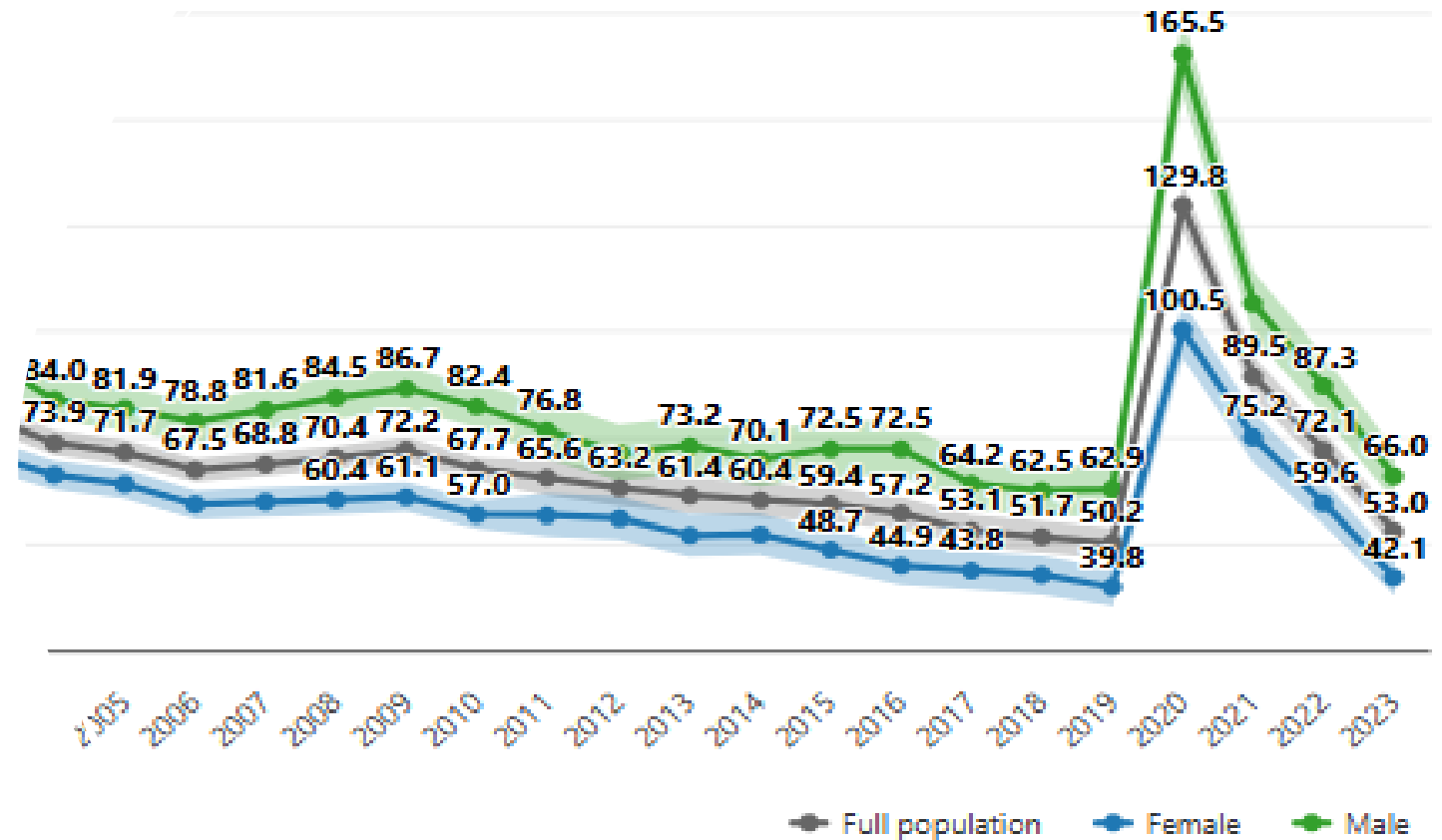
Created on Chicago Health Atlas | [chicagohealthatlas.org](http://chicagohealthatlas.org) | Data source: Illinois Department of Public Health - Death Certificate Data Files  
 Diabetes mortality: Number of people who died due to diabetes.

### Diabetes-related mortality rate

Chicago, IL

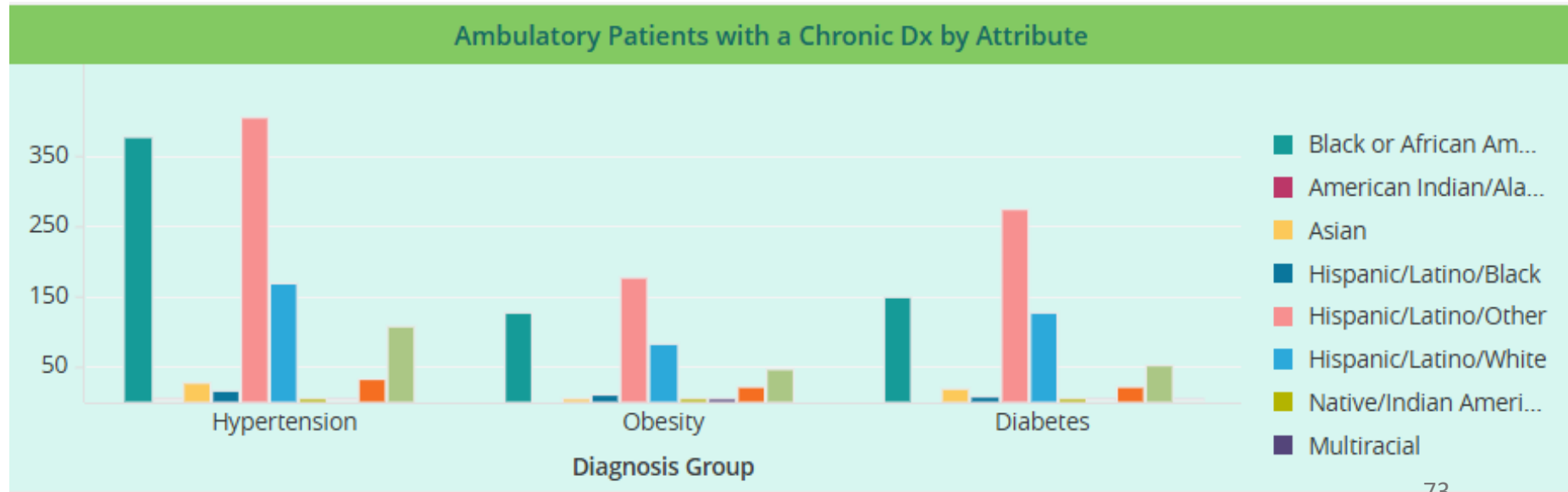
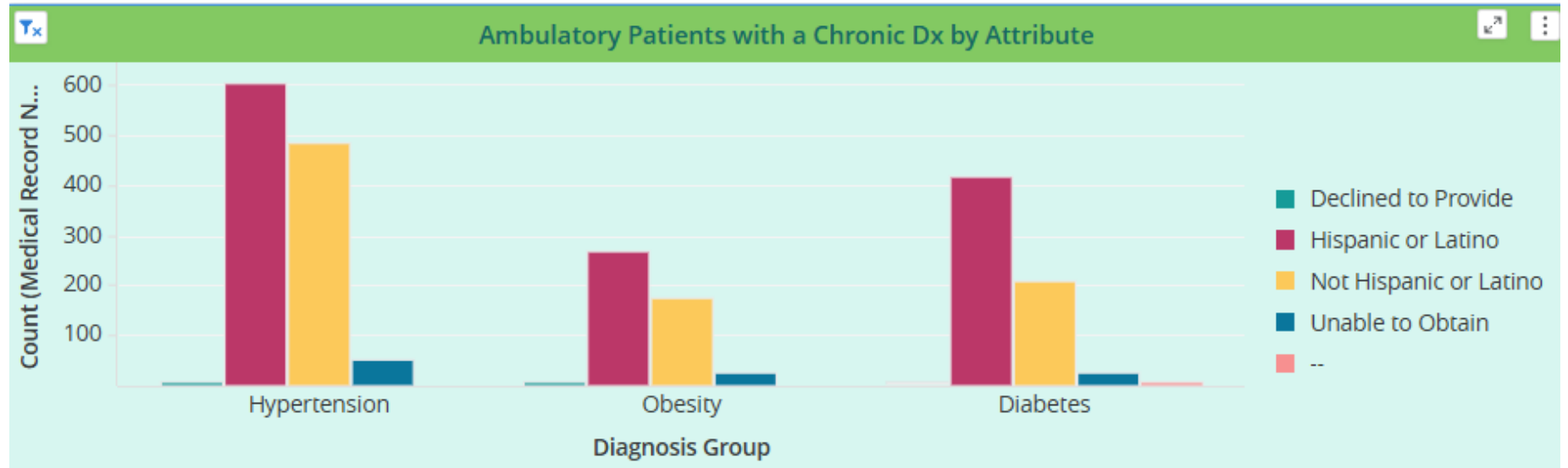


# Diabetes Related Mortality by Gender



# Chronic Dx Outpatient By Race & Ethnicity

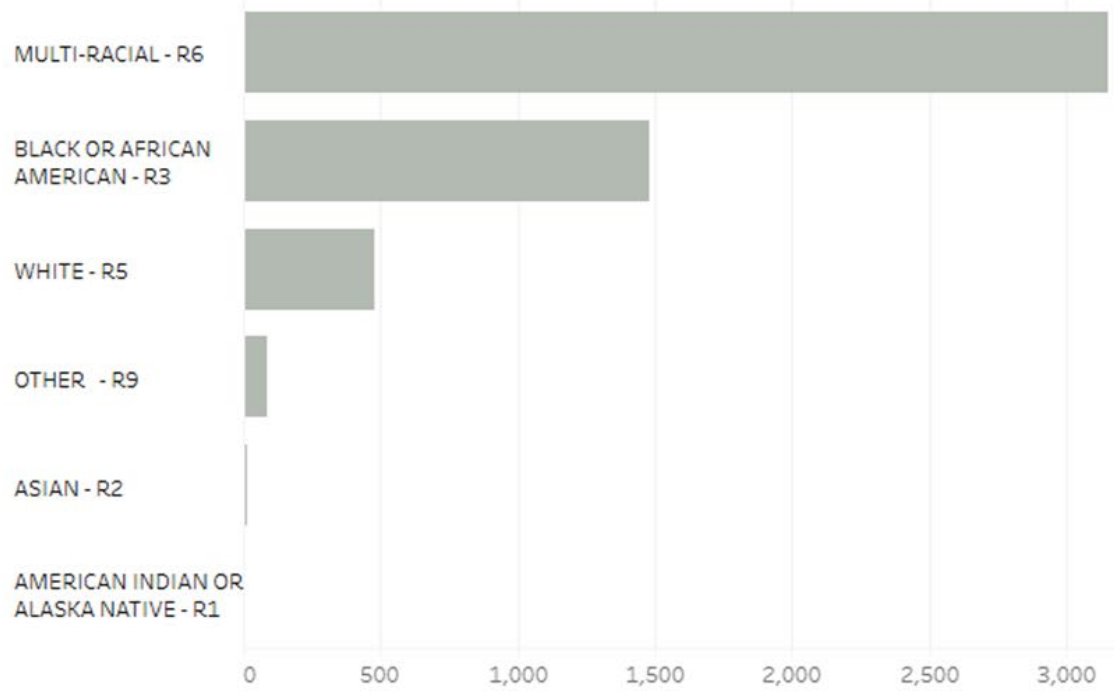
2023-2025



# Humboldt Park Health

## Diabetes Demographics 2024 - 2025

**Diagnosis Code Count by Race**



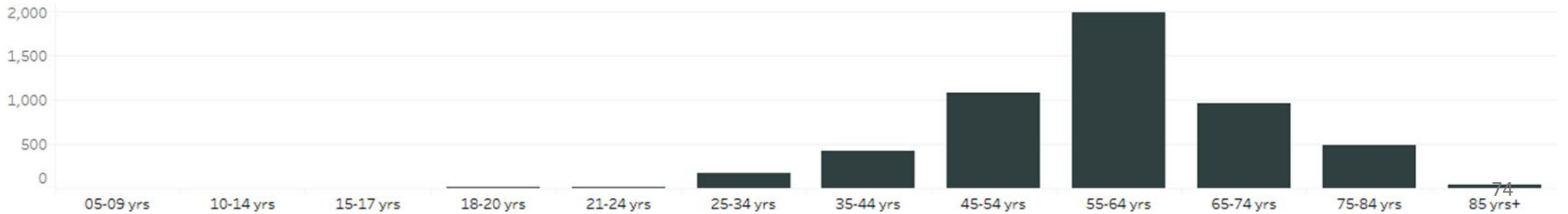
**Diagnosis Code Count by Gender**

MALE - M	3,006
FEMALE - F	2,201

**Diagnosis Code Count by Ethnicity**

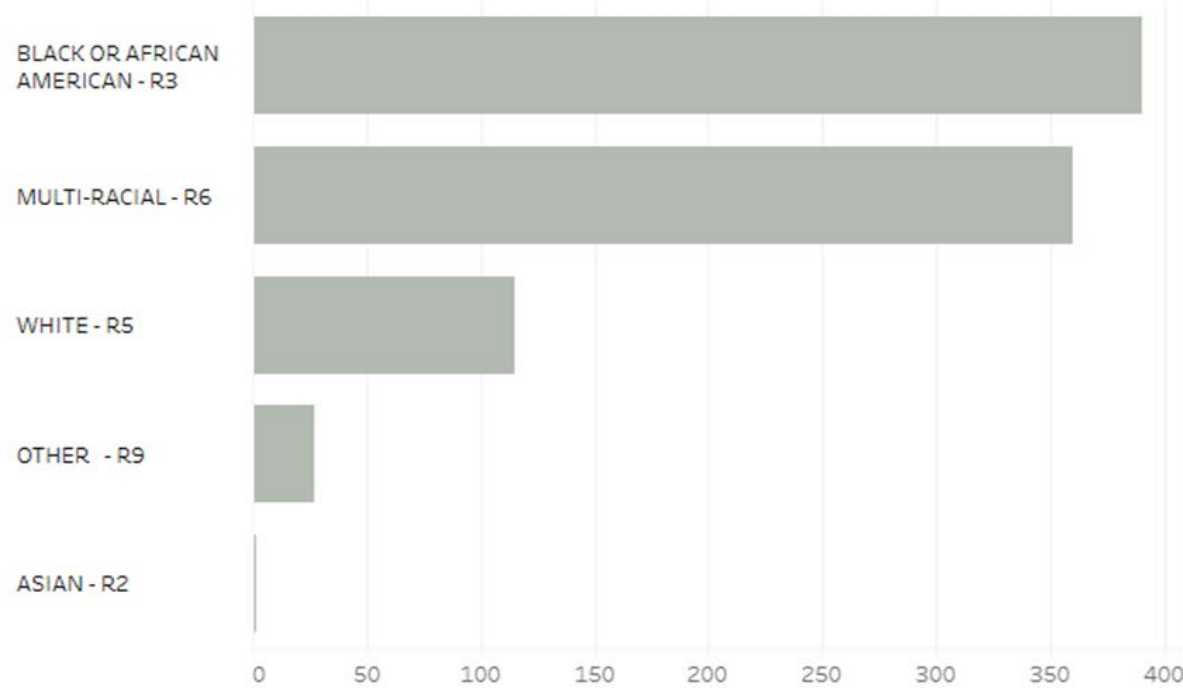
HISPANIC OR LATINO ETHNICITY - E1	3,185
NON HISPANIC OR LATINO ETHNICITY - E2	1,930
DECLINED - E7	92

**Diagnosis Code Count by Age Group**




# Humboldt Park Health Obesity Demographics 2024 - 2025

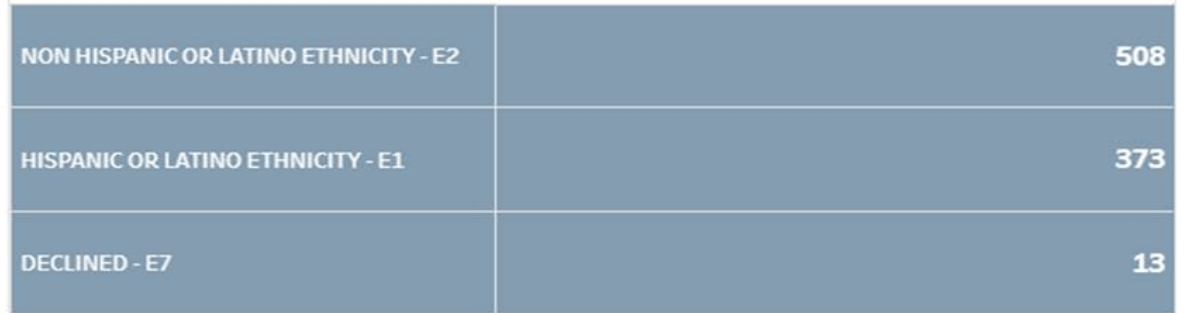
**Diagnosis Code Count by Race**



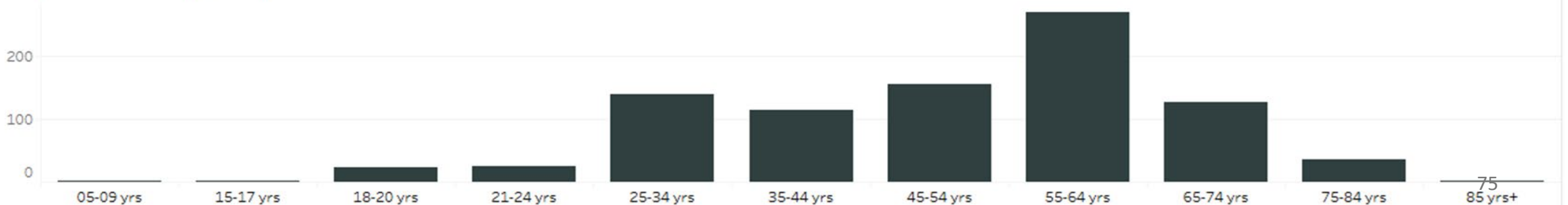
**Diagnosis Code Count by Gender**

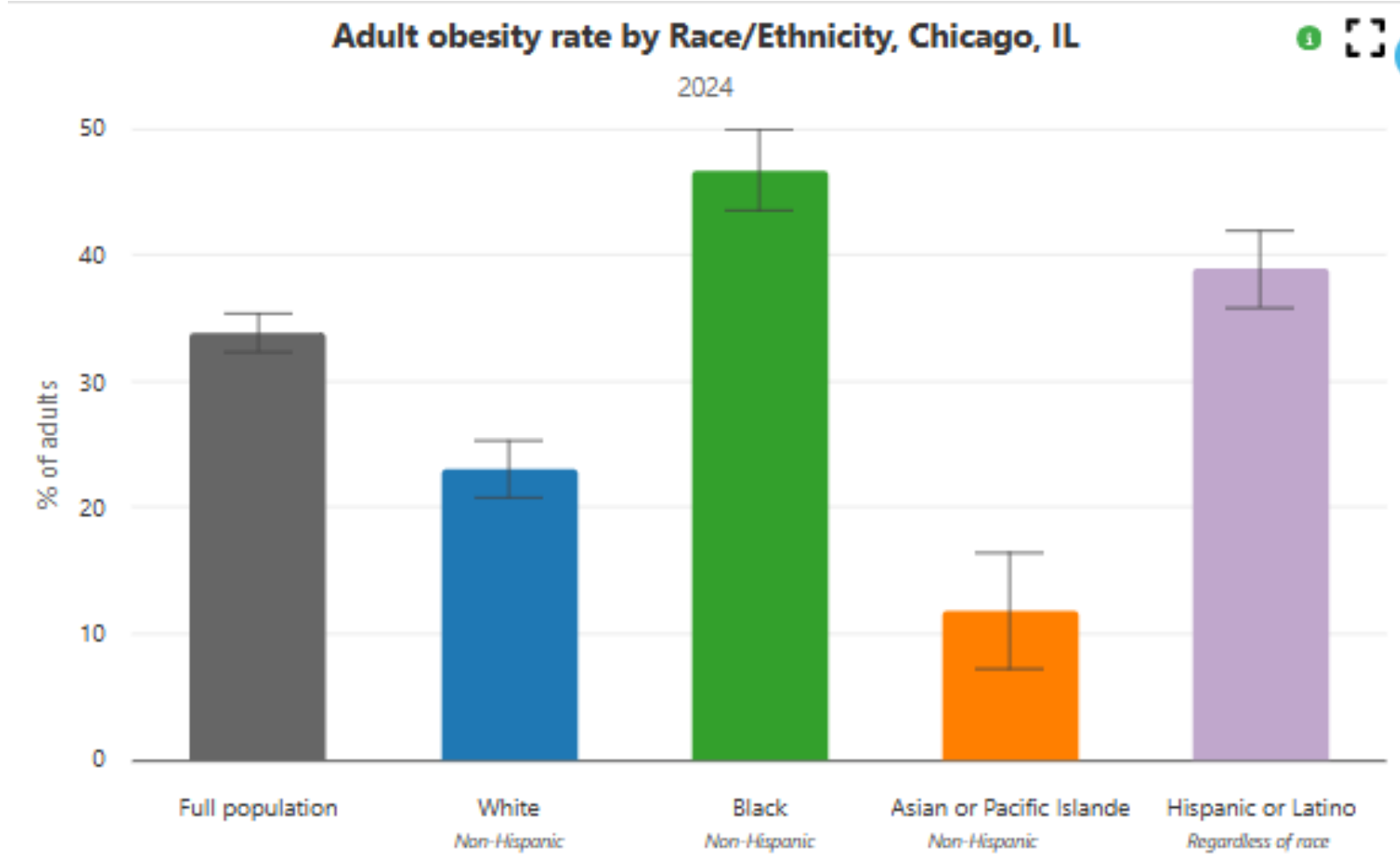


**Diagnosis Code Count by Ethnicity**



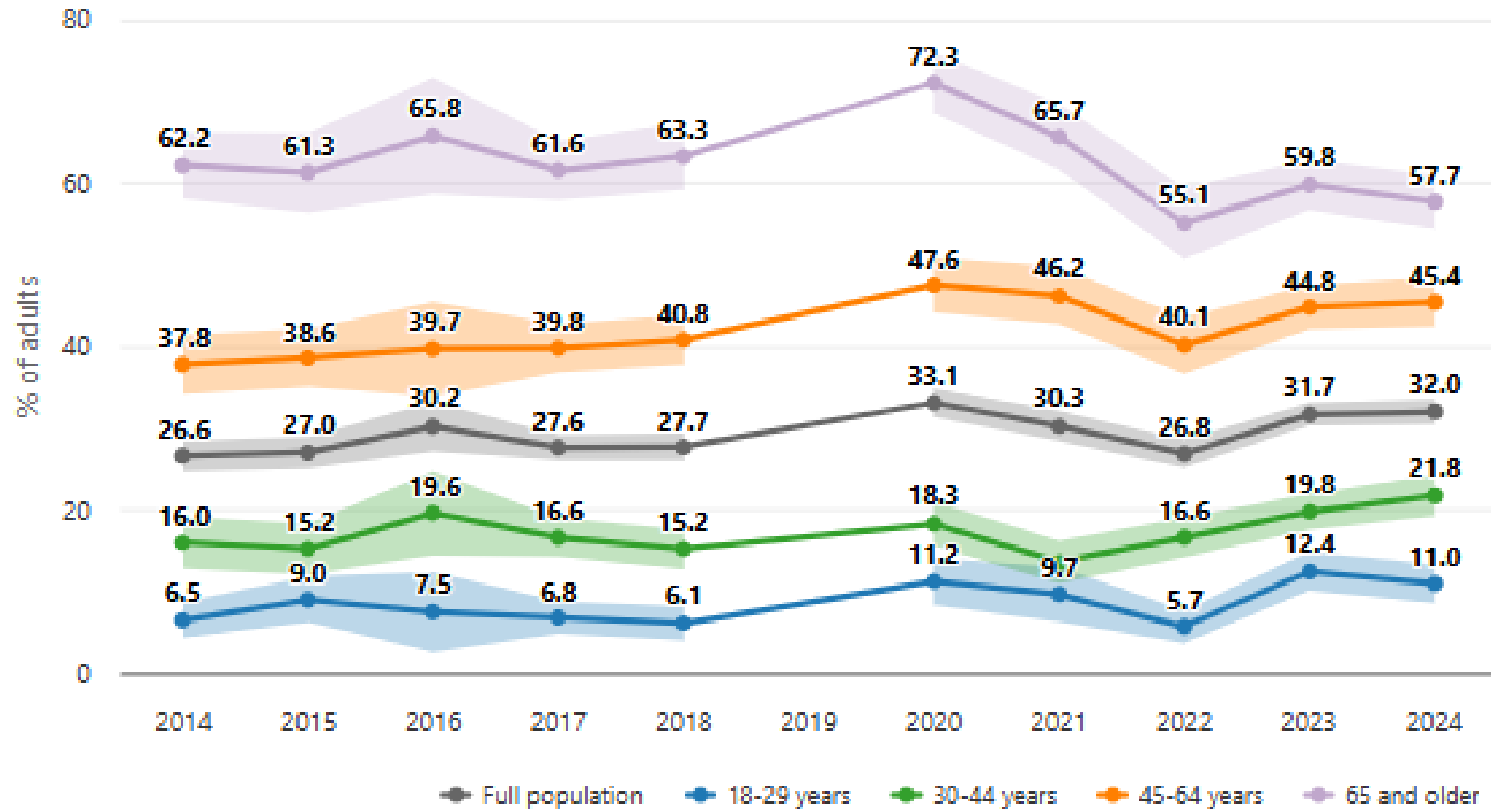
**Diagnosis Code Count by Age Group**





# Hypertension rate

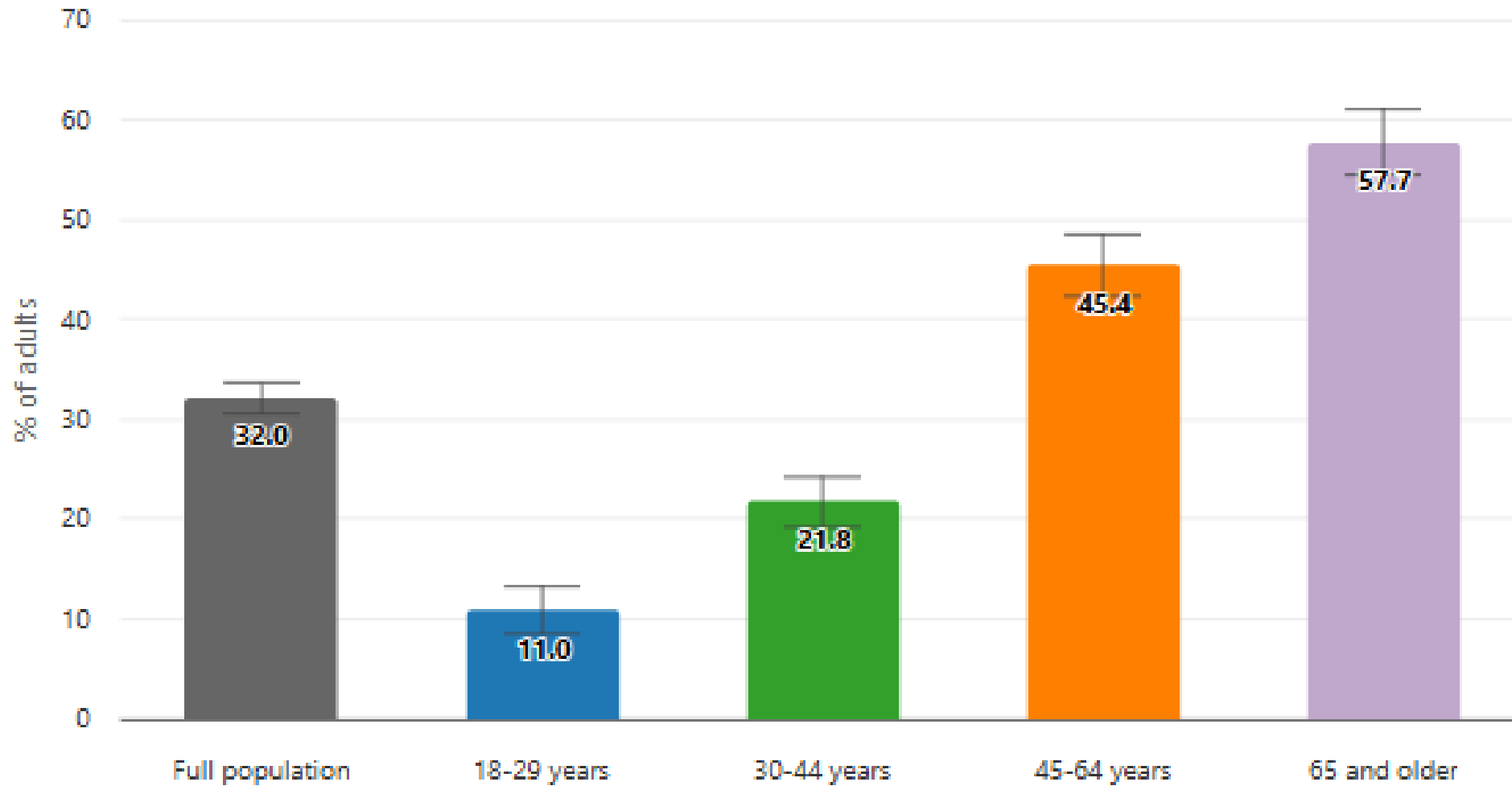
Chicago, IL



## Hypertension rate by Age, Chicago, IL



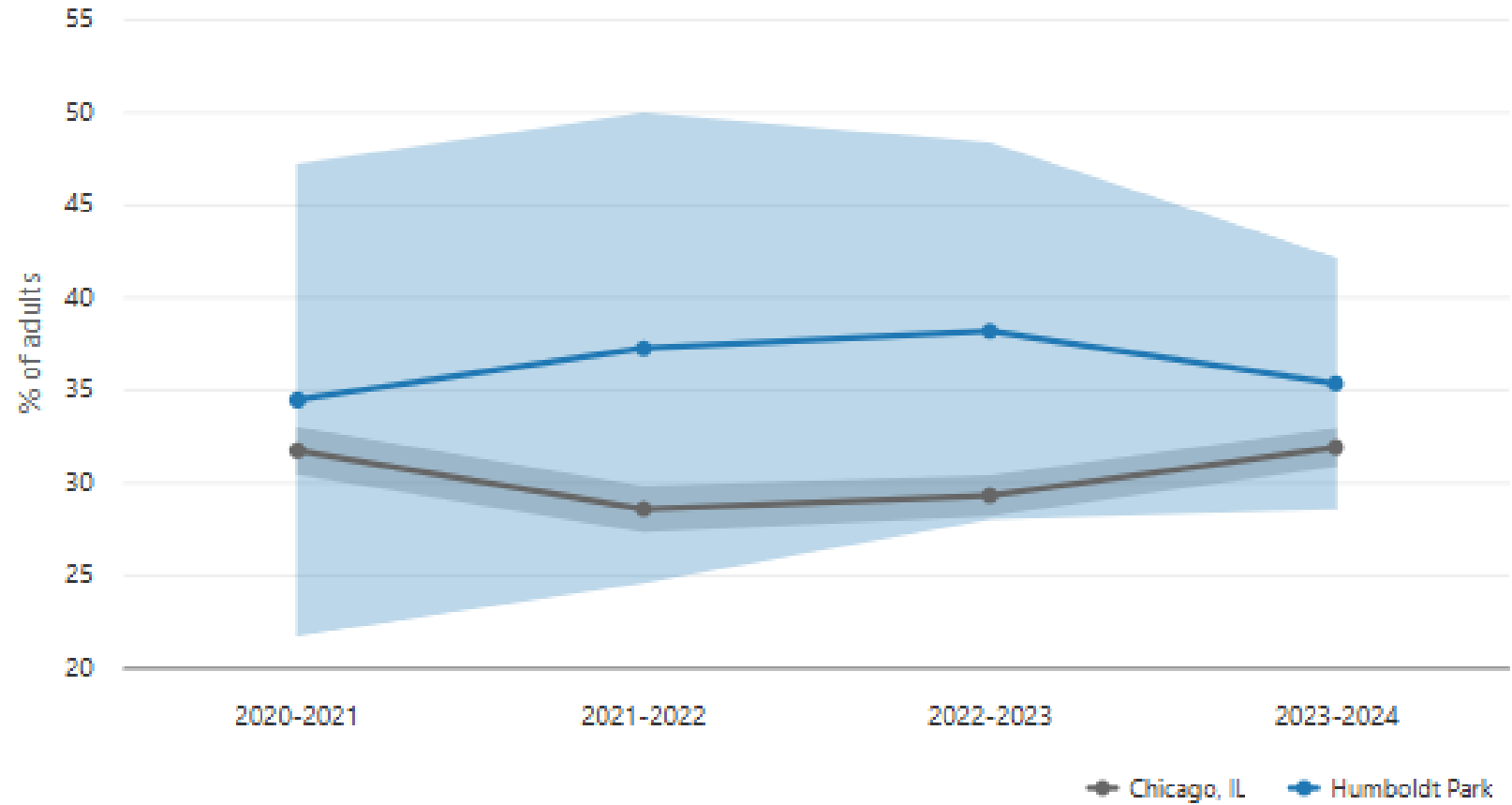
2024



# Hypertension Rates

## Hypertension rate

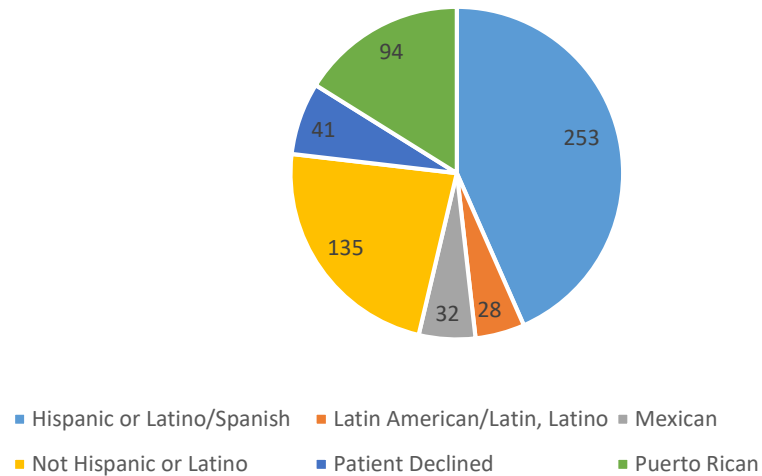
Chicago, IL and comparison



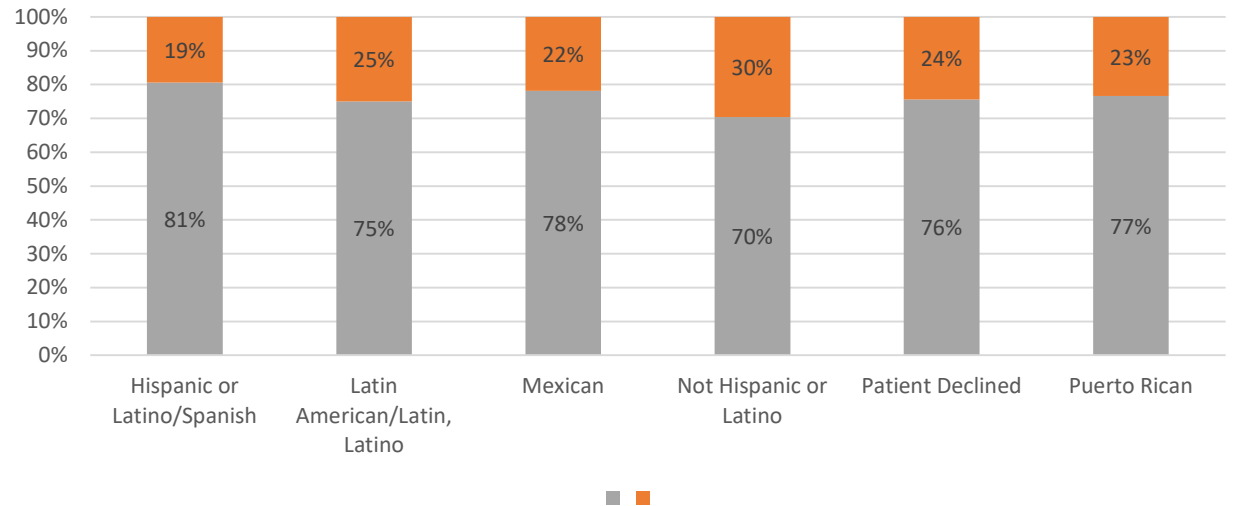
# Understanding Disparities at HPH

## Use Case: HBA1C Screening

Breakdown by Ethnicity



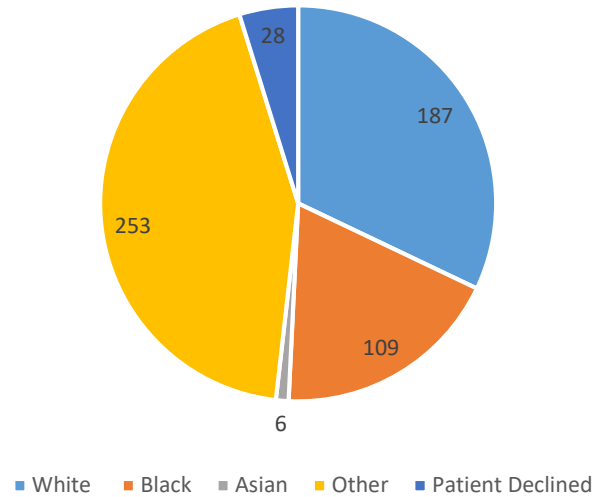
Screening by Ethnicity



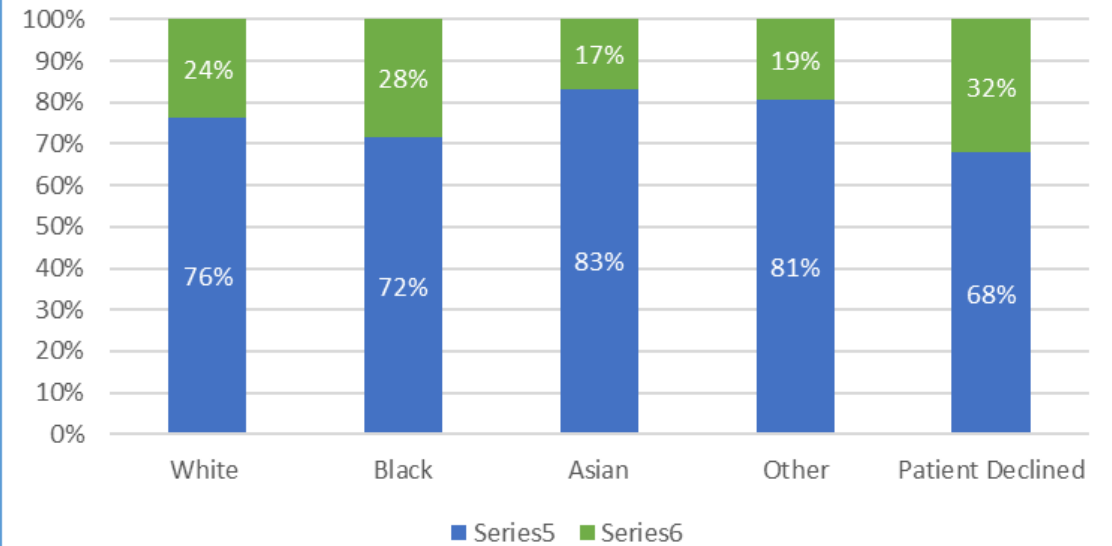
# Understanding Disparities at HPH

## Use Case: HBA1C Screening

Breakdown by Race



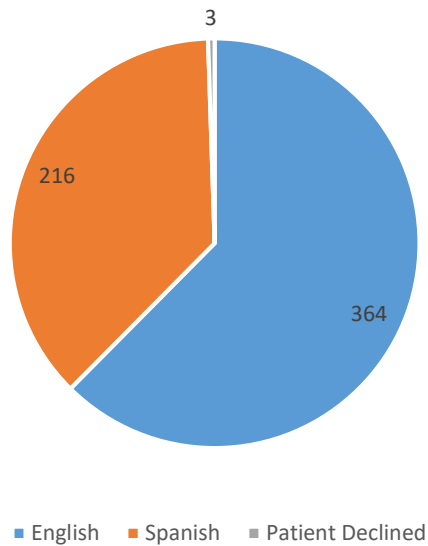
Screening by Race



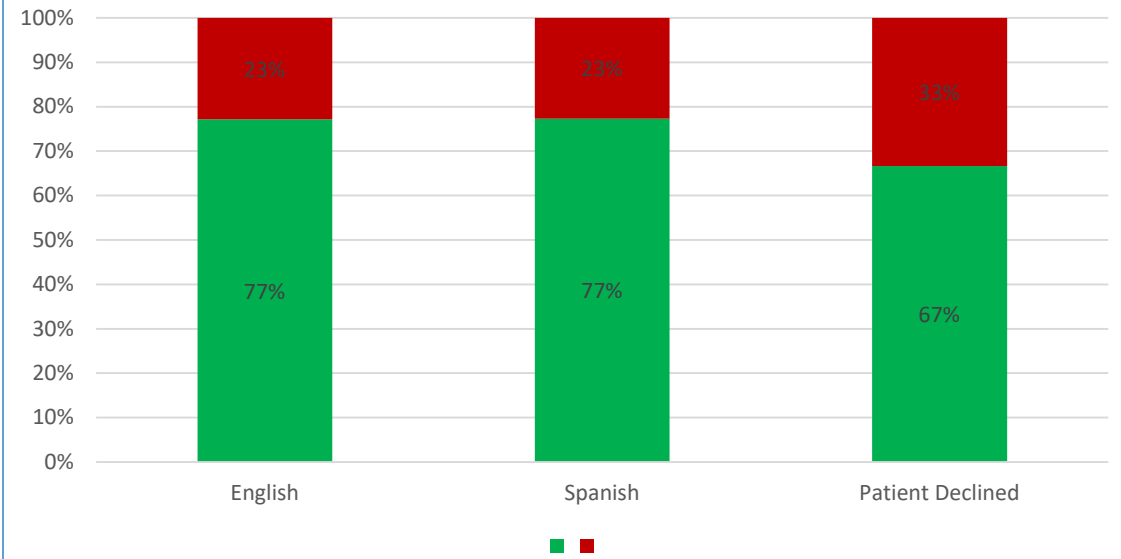
# Understanding Disparities at HPH

## Use Case: HBA1C Cancer Screening

Breakdown by Language

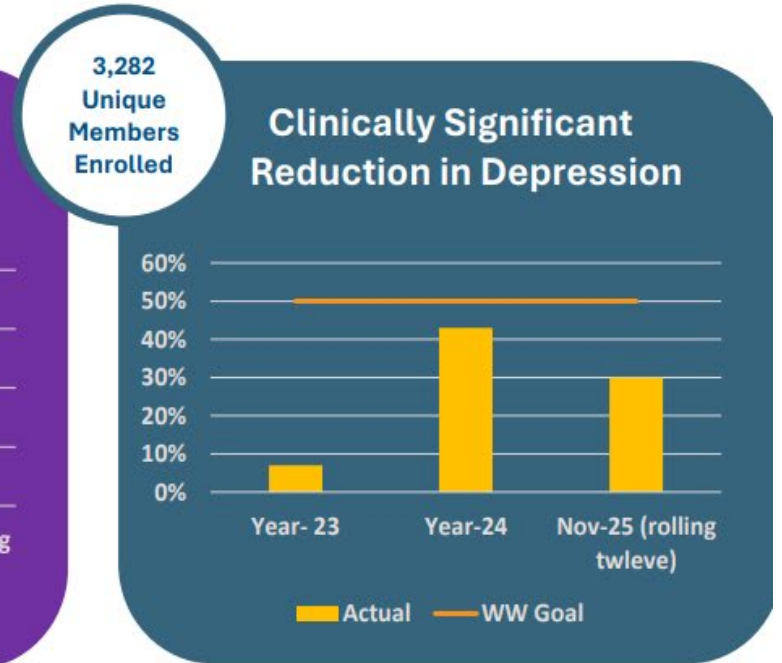
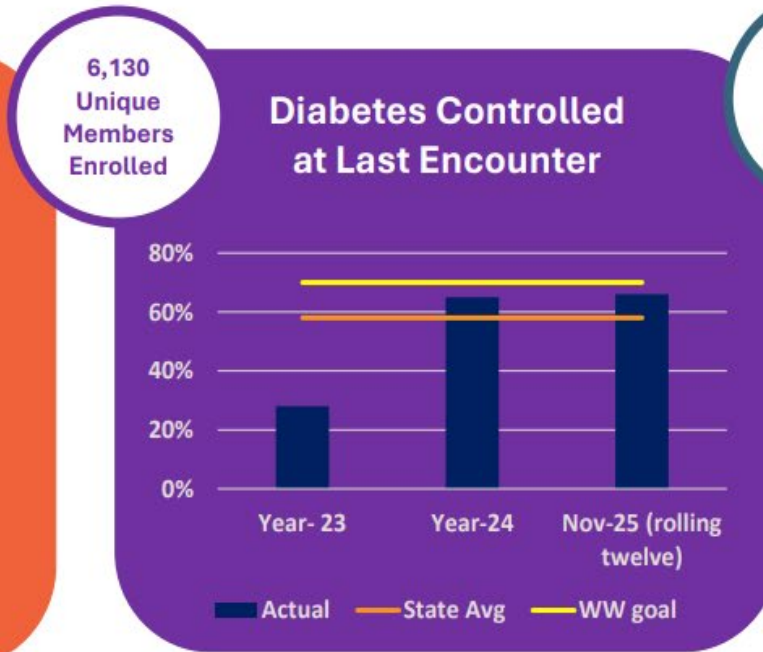
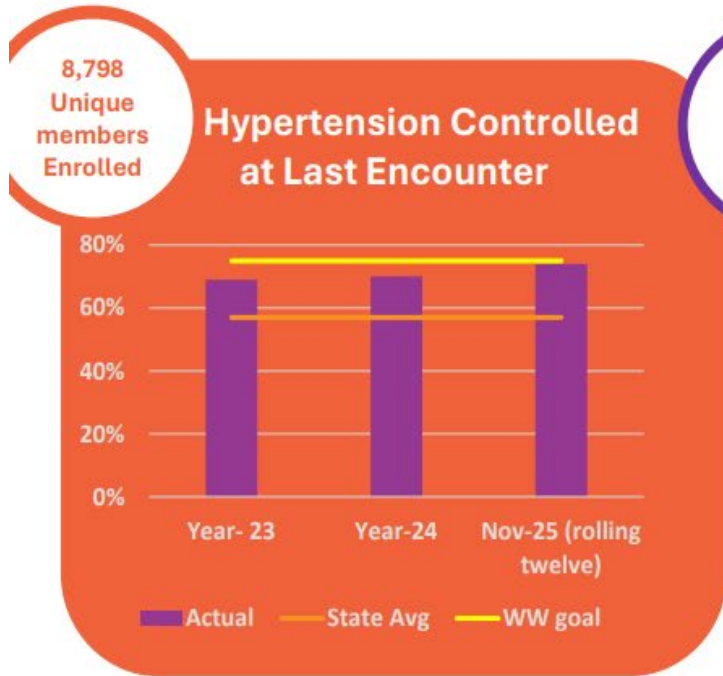


Screening by Language



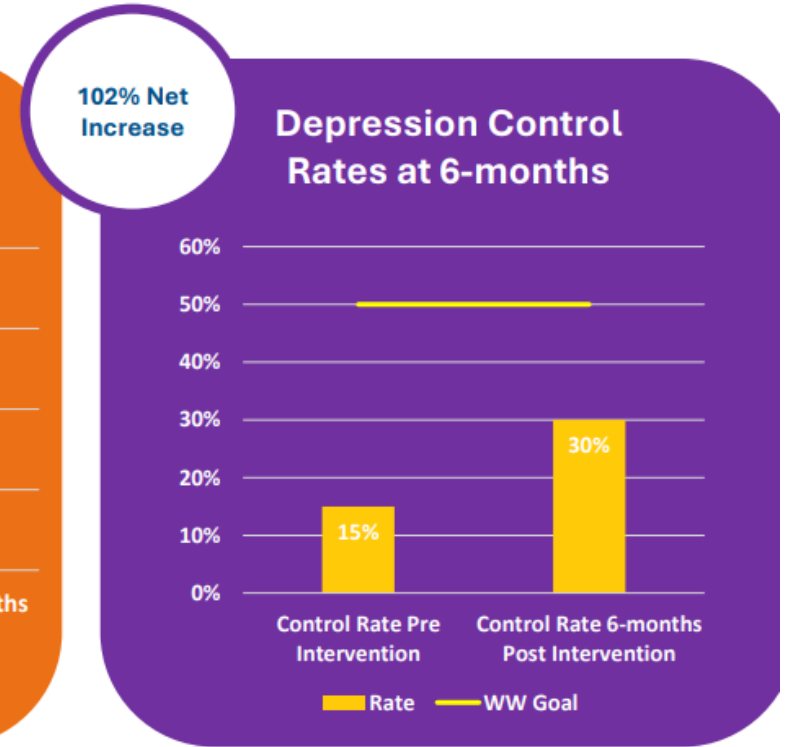
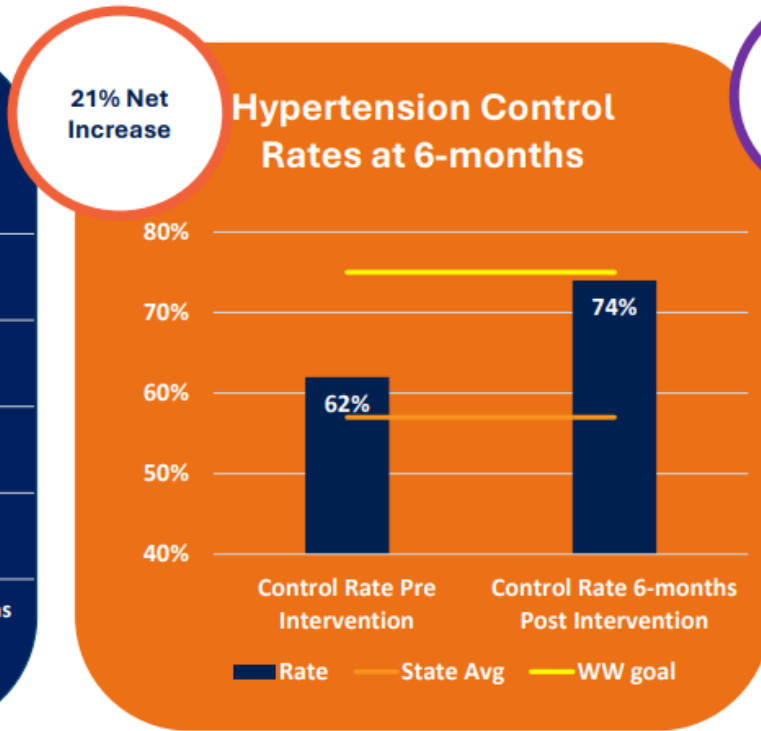
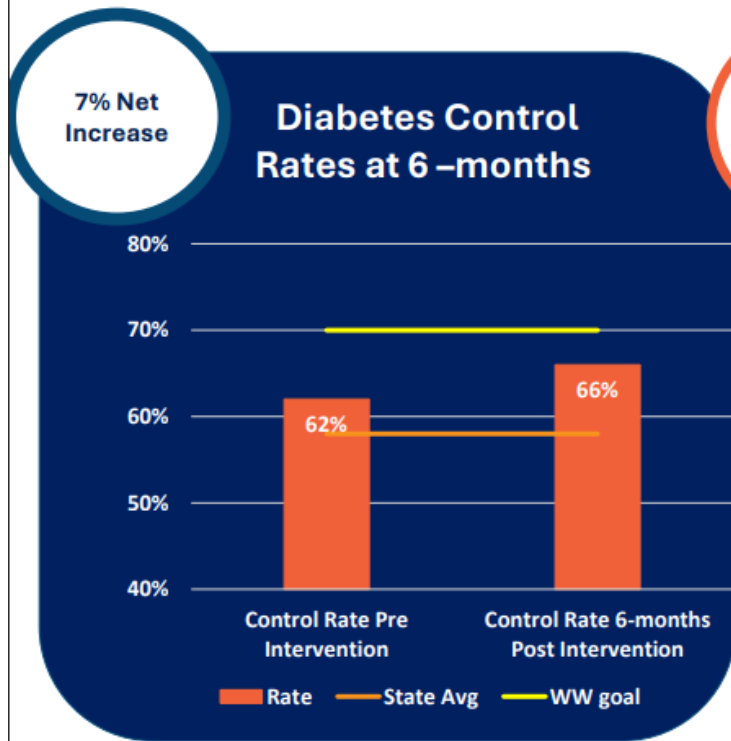
# Wellness West Disease Management Outcomes

HEDIS Metrics: CBP and GSD better than state averages



# Disease Management using CHWs Interventions

## Driving Meaningful Impact on Control Rates at 6 Months



# Quality Outcomes: HTN Uncontrolled Patients Performance Overtime

## Uncontrolled Patients enrolled as of Jan 2026

↓ Target Met

Organizations	Total	% Uncontrolled at Initial	% Uncontrolled at Last
<b>Medical Homes</b>			
Access Community Health Network	159	35%	34%
Alivio Medical Center	50	46%	10%
AHS Family Health Center	65	20%	8%
Aunt Martha's	17	41%	0%
Chicago Family	22	18%	42%
CommunityHealth	43	70%	11%
Erie Family	242	62%	32%
Esperanza	177	45%	16%
Friend Family	13	38%	42%
IWS Family Health	14	21%	15%
Lawndale Christian	409	46%	29%
Near North	147	41%	24%
PCC Community Wellness	407	40%	27%
PrimeCare Community Health	374	29%	18%
Tapestry360	30	20%	7%
<b>Hospitals</b>			
Cook County	233	40%	22%
Humboldt Park Health	142	30%	8%
Rush	193	27%	16%
Sinai	153	43%	8%
<b>Overall</b>	<b>2890</b>	<b>40%</b>	<b>22%</b>

**Target: 25% Uncontrolled**

**% Uncontrolled at Initial: 40%**

**% Uncontrolled at Last: 22%**

**\*\*45% Improvement!\*\***

## Quality Outcomes: Diabetes Uncontrolled Patients Performance Overtime

### Uncontrolled Patients Enrolled as of Jan 1<sup>st</sup> 2026

Organizations	Total	% Uncontrolled at Initial	% Uncontrolled at Last
<b>Medical Homes</b>			
Access Community Health Network	274	30%	24%
Alivio Medical Center	88	24%	13%
AHS Family Health Center	31	26%	26%
Aunt Martha's	18	50%	27%
Chicago Family	15	20%	15%
CommunityHealth	89	58%	34%
Erie Family	286	76%	54%
Esperanza	255	59%	38%
Friend Family	9	11%	14%
IWS Family Health	10	20%	20%
Lawndale Christian	269	52%	40%
Near North	119	31%	21%
PCC Community Wellness	294	32%	27%
PrimeCare Community Health	513	30%	24%
Tapestry360	32	34%	38%
<b>Hospitals</b>			
Cook County	160	31%	23%
Humboldt Park Health	66	18%	10%
Rush	102	25%	14%
Sinai	85	18%	19%
<b>Overall</b>	<b>2715</b>	<b>40%</b>	<b>30%</b>

**Target Met**

**Target: 30% or less Uncontrolled**

**% Uncontrolled at Initial: 40%**

**% Uncontrolled at Last: 30%**

**\*\*25% Improvement!\*\***

# RADIOLOGY

---

IMPROVING ACCESS TO  
DIAGNOSTIC IMAGING

# IMPROVING DIAGNOSTIC CAPABILITY

---



GE 64 slice Evo Revolution CT



Siemens 1.5 Tesla Magnetom Altea MRI



GE Discovery XR 650 X-Ray



# IMPROVING DIAGNOSTIC CAPABILITY

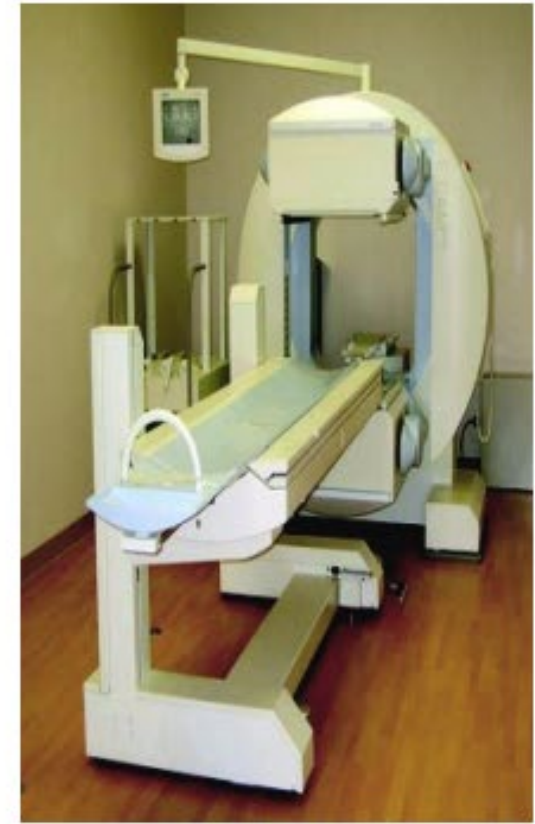
## Improving Care Medical Procedure Equipment



Philips Azurion Cath Lab



Canon Ulti-max-i Fluoroscopy



Siemens E-Cam Nuclear Medicine

## IMPROVING DIAGNOSTIC CAPABILITY

---



Logic eQ10s R3 Ultrasound



Hologic 3-D Tomosynthesis



Hologic Horizon Dexascan<sup>90</sup>



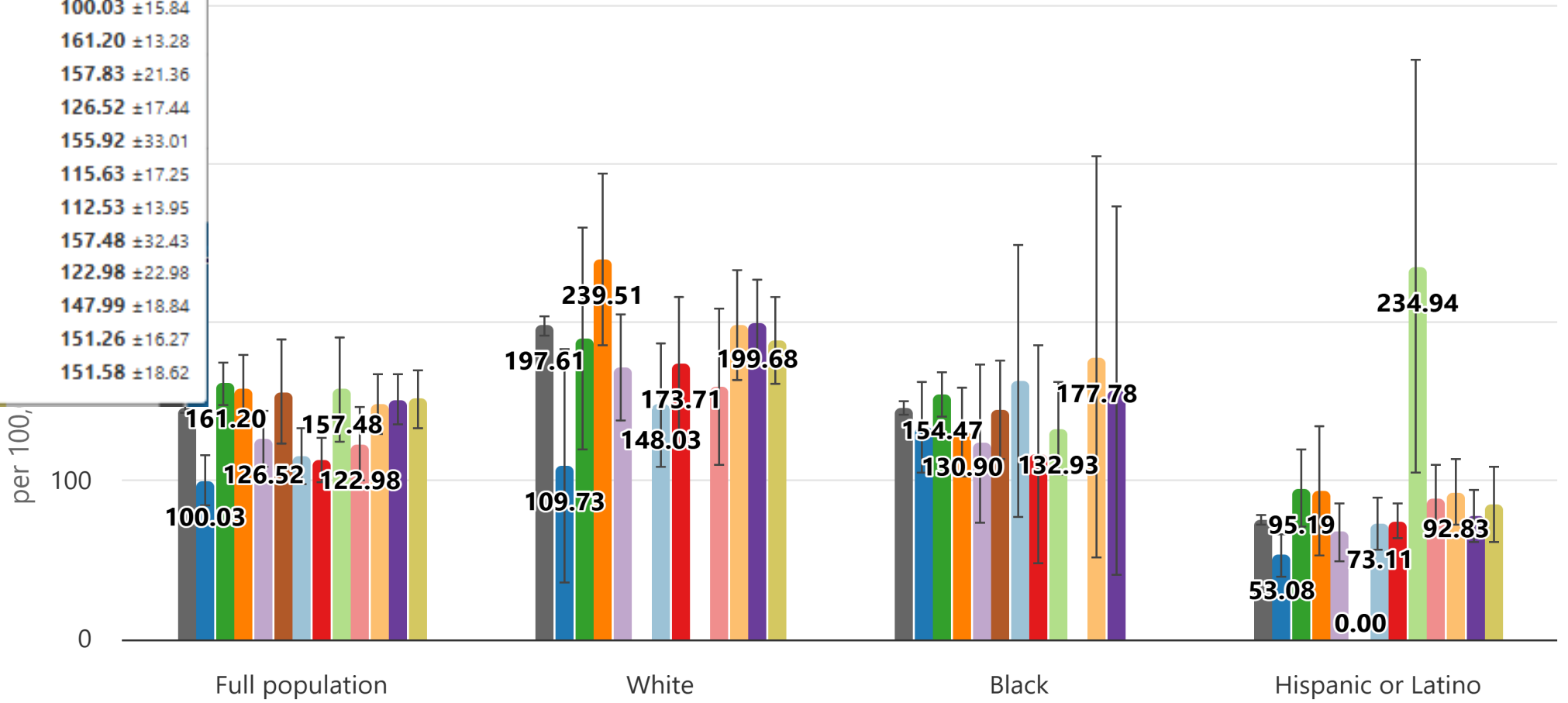
# HOW ARE WE ADDRESSING BREAST CANCER DISPARITIES IN OUR SERVICE AREA?

ACCESS TO CARE

# Invasive breast cancer diagnosis rate by Race/Ethnicity, 2017-2021

Chicago, IL and comparison

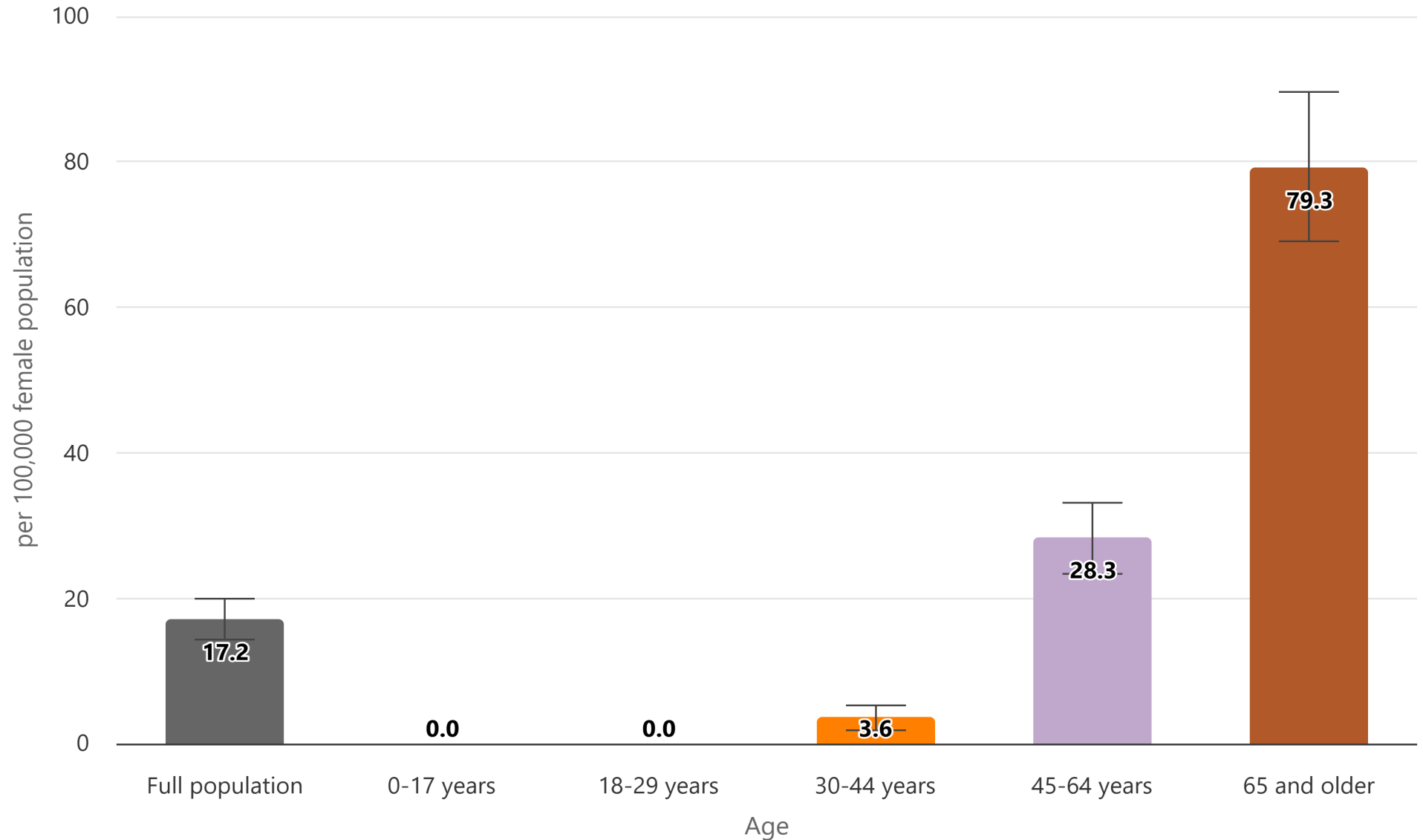
Full population	per 100,000 female population
Chicago, IL	145.71 ±2.54
Humboldt Park	100.03 ±15.84
Austin	161.20 ±13.28
Near West Side	157.83 ±21.36
West Town	126.52 ±17.44
West Garfield Park	155.92 ±33.01
Logan Square	115.63 ±17.25
Belmont Cragin	112.53 ±13.95
East Garfield Park	157.48 ±32.43
Avondale	122.98 ±22.98
Irving Park	147.99 ±18.84
Portage Park	151.26 ±16.27
Dunning	151.58 ±18.62



- Chicago, IL
- Humboldt Park
- Austin
- Near West Side
- West Town
- West Garfield Park
- Logan Square
- Belmont Cragin
- East Garfield Park
- Avondale
- Irving Park
- Portage Park
- Dunning

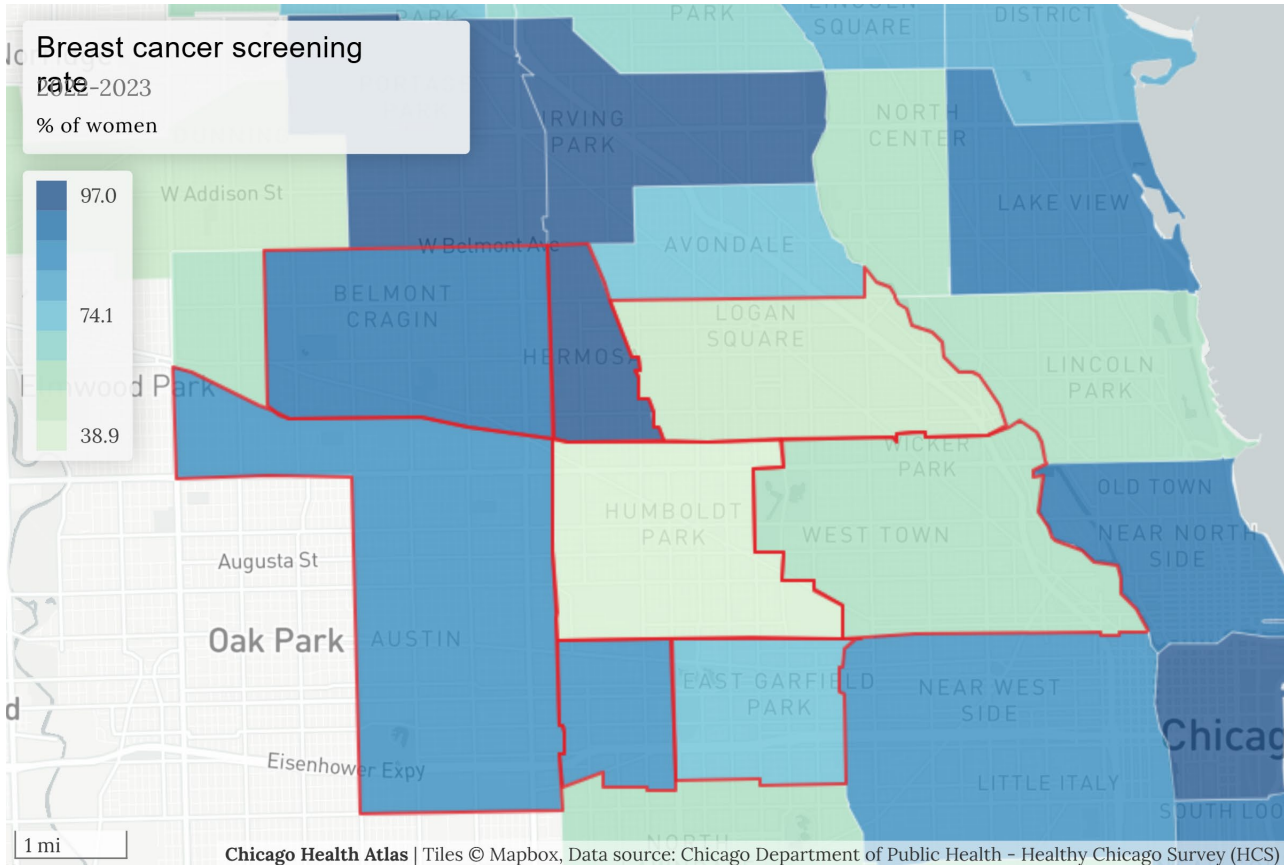
## Female breast cancer mortality rate by Age, Chicago, IL

2023



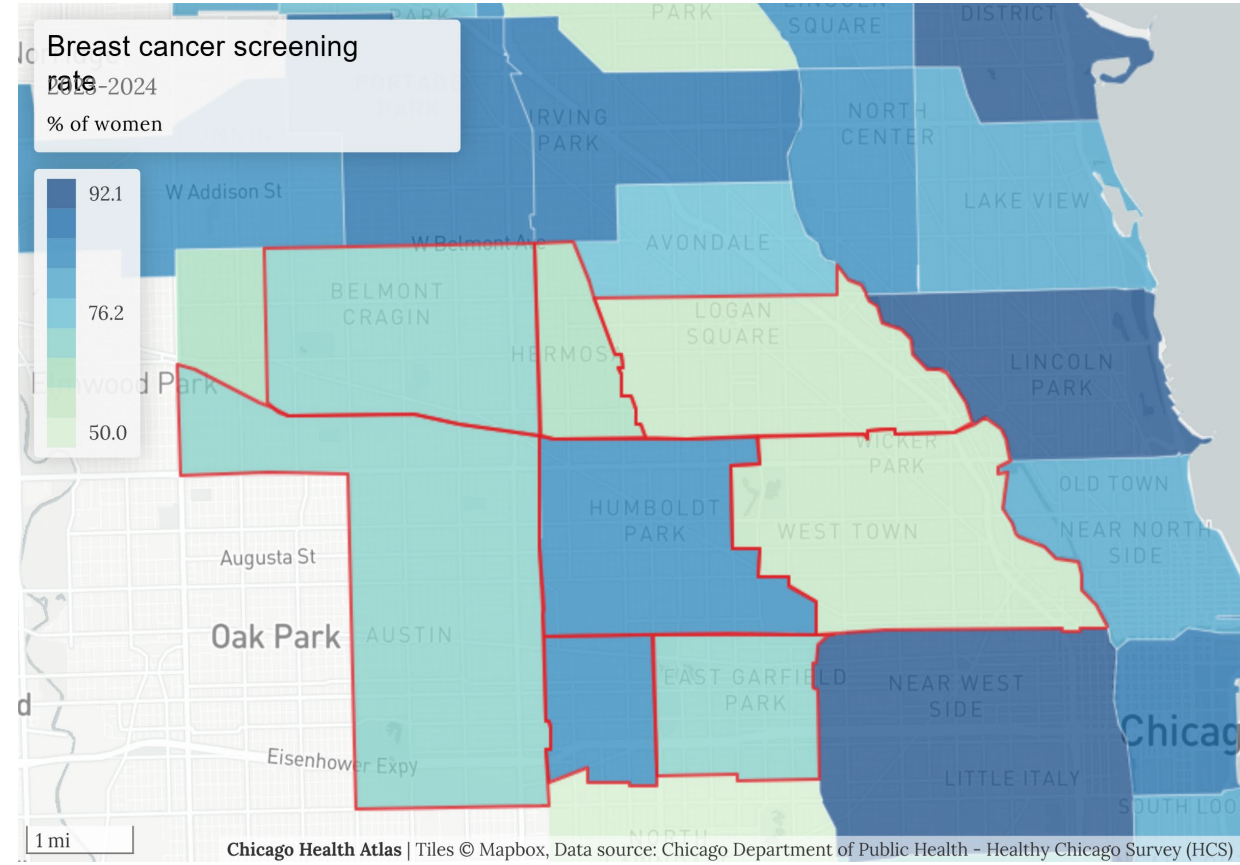
# BREAST CANCER SCREENING RATES

## 2022-2023



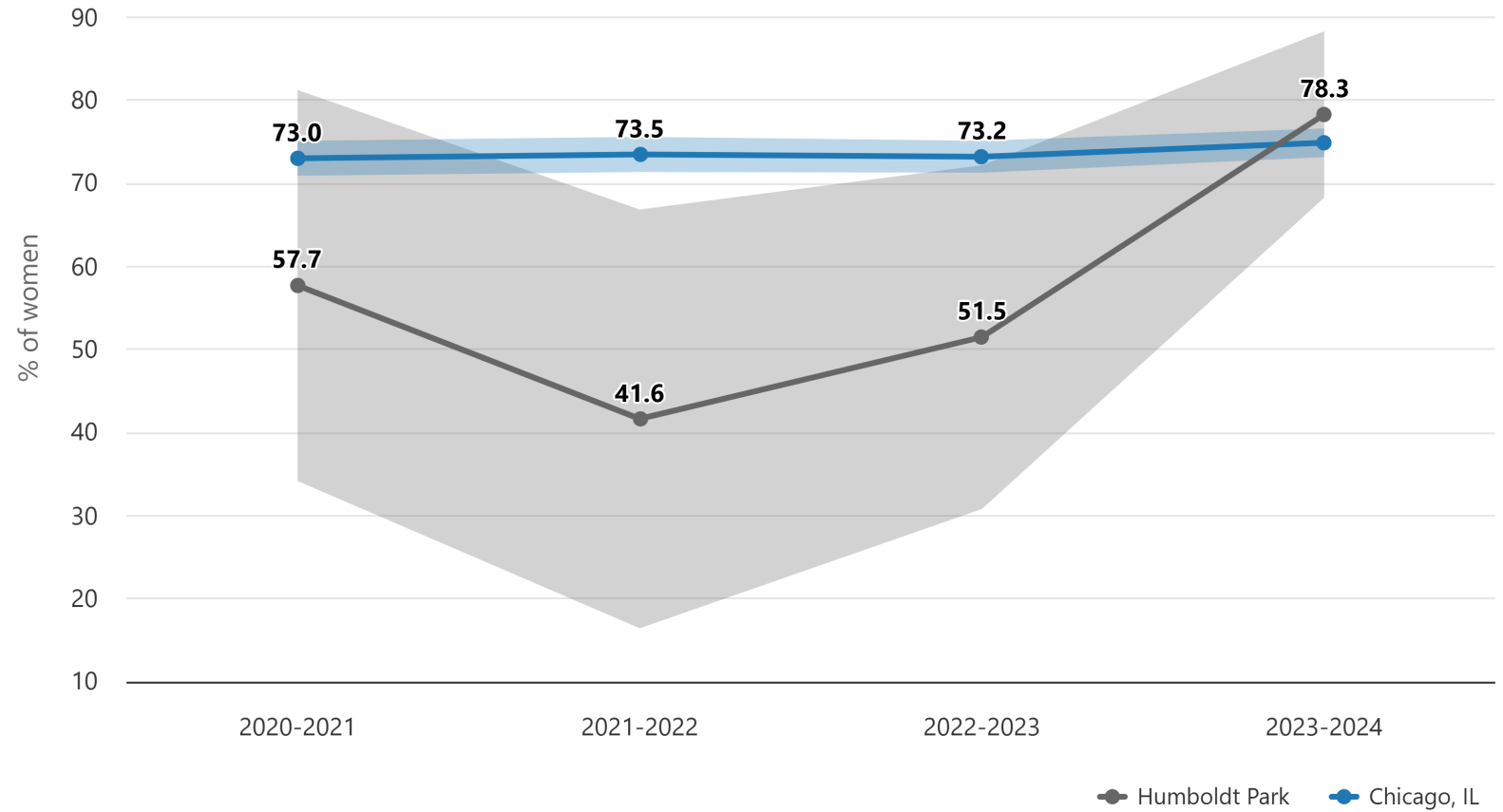
Chicago Health Atlas | Tiles © Mapbox, Data source: Chicago Department of Public Health - Healthy Chicago Survey (HCS)

## 2023-2024



Chicago Health Atlas | Tiles © Mapbox, Data source: Chicago Department of Public Health - Healthy Chicago Survey (HCS)

# BREAST CANCER SCREENING RATE

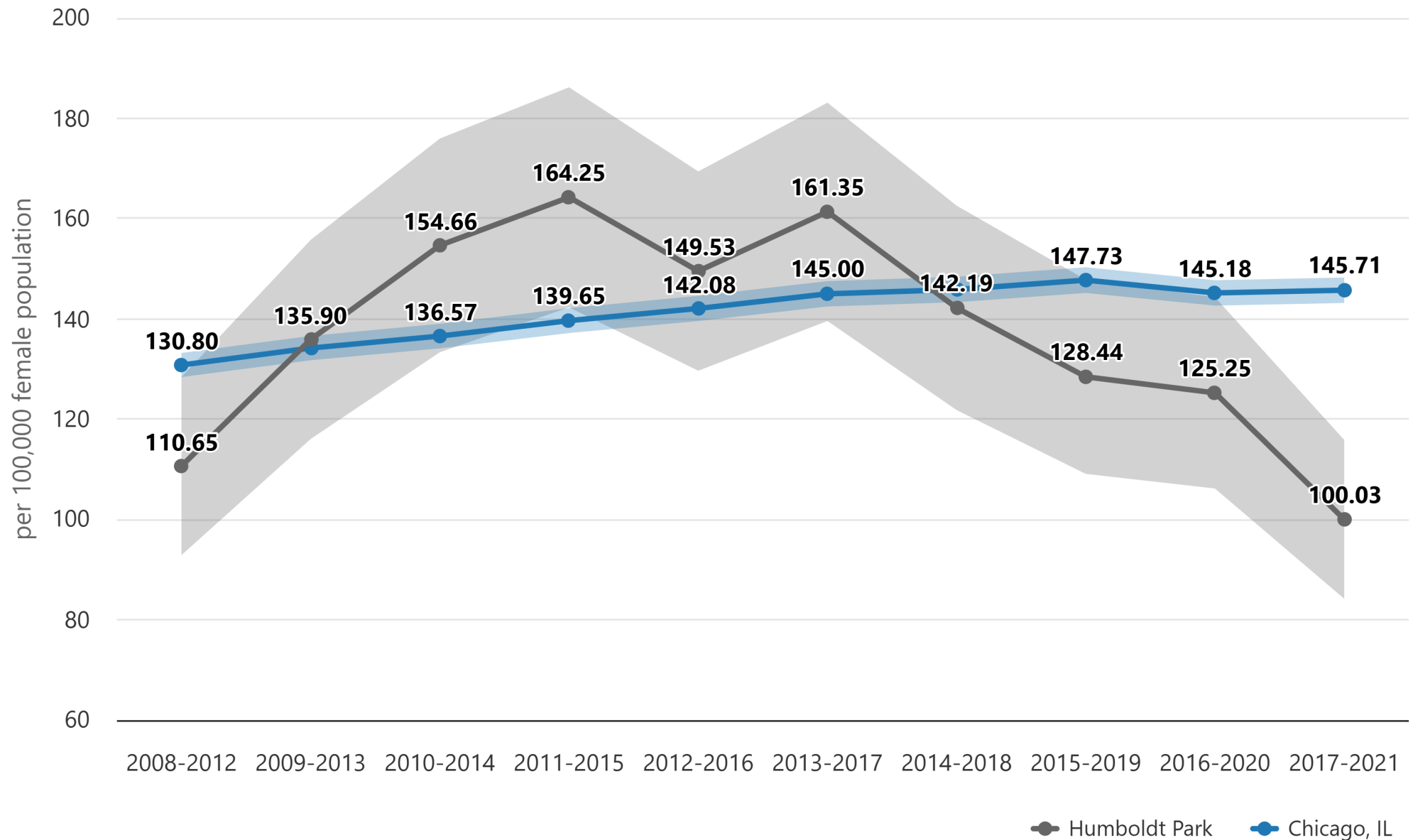


Created on Chicago Health Atlas | [chicagohealthatlas.org](http://chicagohealthatlas.org) | Data source: Chicago Department of Public Health - Healthy Chicago Survey (HCS)

Breast cancer screening rate: Percent of women ages 45 and older who reported having a mammogram in the past two years.

# Invasive breast cancer diagnosis rate

Humboldt Park and comparison

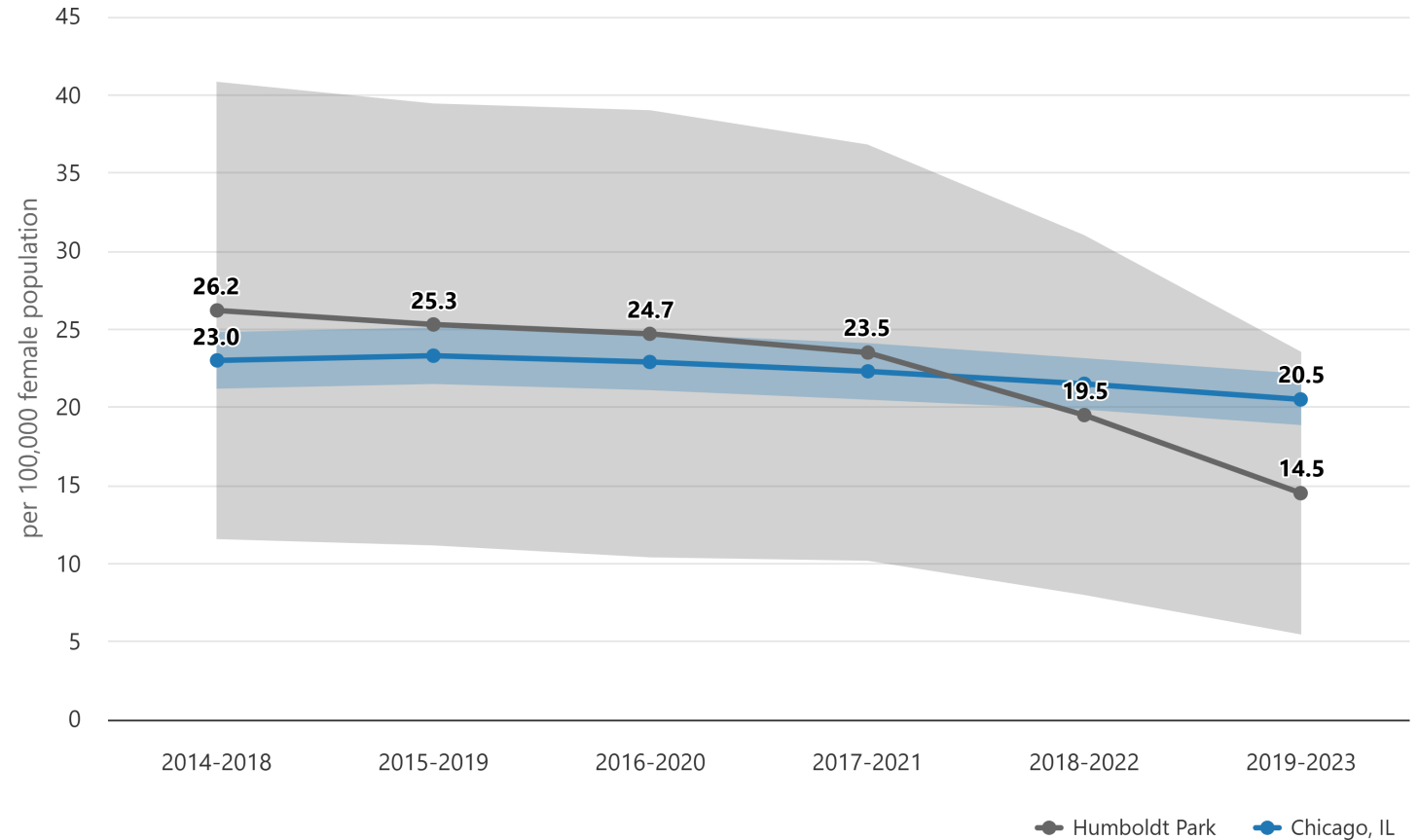




# Female breast cancer mortality rate per 100,000 female population

## Female breast cancer mortality rate

Humboldt Park and comparison



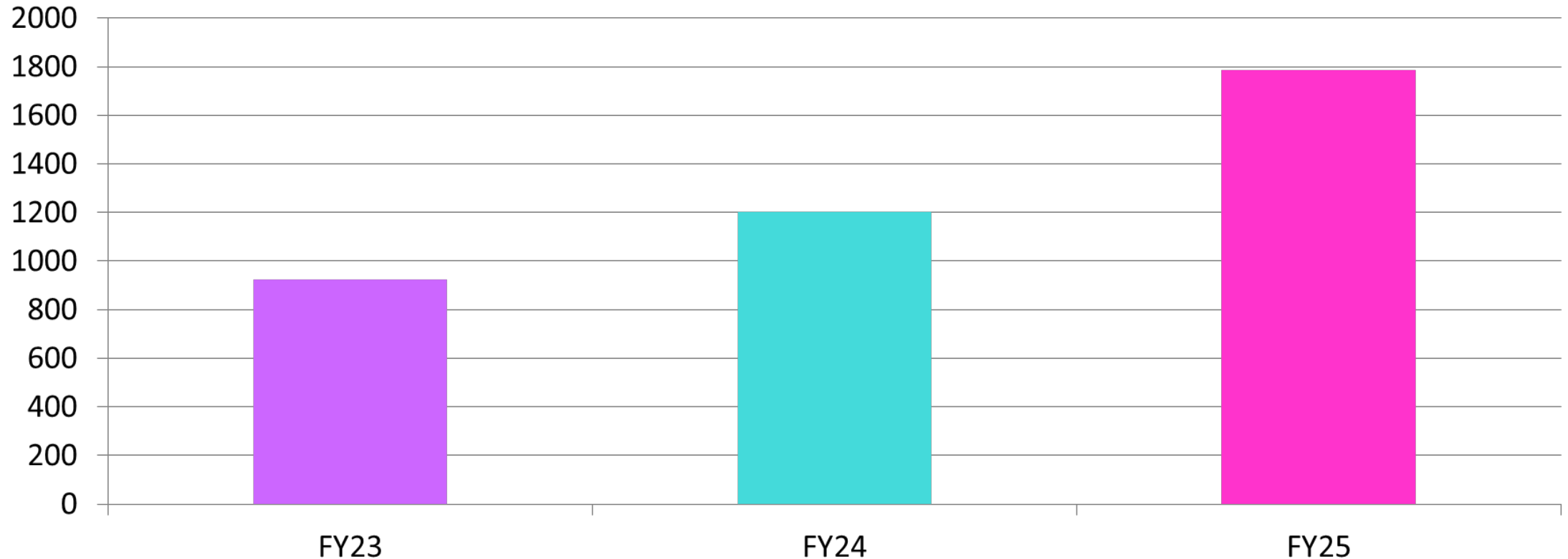
Created on Chicago Health Atlas | [chicagohealthatlas.org](http://chicagohealthatlas.org) | Data source: Illinois Department of Public Health - Death Certificate Data Files

Female breast cancer mortality rate: Age-adjusted rate of female deaths due to breast cancer.

# Expanding Access to Screening Mammography

Demonstrating Growth in Preventive Care Access and Early Detection


## Screening Volume



- Mammography volume increased 48% from FY24→FY25 and 93% since FY23.
- Increased screening supports earlier cancer detection and improved outcomes.
- Growth reflects expanded patient outreach, improved scheduling access and hours, and reduced barriers to care.



# WOMENS HEALTH EVENTS



**HOPE BEGINS WITH HER**

**International Women's Day**

**SATURDAY,  
MARCH 7, 2026  
9:00 AM - 1:30 PM**

**HUMBOLDT PARK HEALTH**  
1044 N. FRANCISCO AVE.,  
CHICAGO, IL 60622  
Free & Open to the Public

**EDUCATIONAL HEALTH RESOURCES**  
MAMMOGRAM SCREENINGS  
FREE BLOOD PRESSURE CHECK  
FREE GLUCOSE SCREENINGS  
FREE PREGNANCY TEST  
PAP SMEARS  
FREE TOUR OF THE NEW HPH WELLNESS CENTER  
FREE 20 MINUTES YOGA CLASS AT THE WELLNESS CENTER  
FREE SWAG GIVEAWAYS  
REFRESHMENTS

Mammogram Appointments are Available Now.  
Call To Schedule Yours Ahead!  
1-888-624-1850

**Celebrate the Power of Women!**  
Join us to honor the power of women in healthcare and wellness as we share hope

**HUMBOLDT PARK HEALTH**  
ADVANCING HEALTH EQUITY  
In collaboration with:



**RUSH MD Anderson Cancer Center**  
Making Cancer History®

Join us for a **FREE** Mobile Mammogram Screening Event

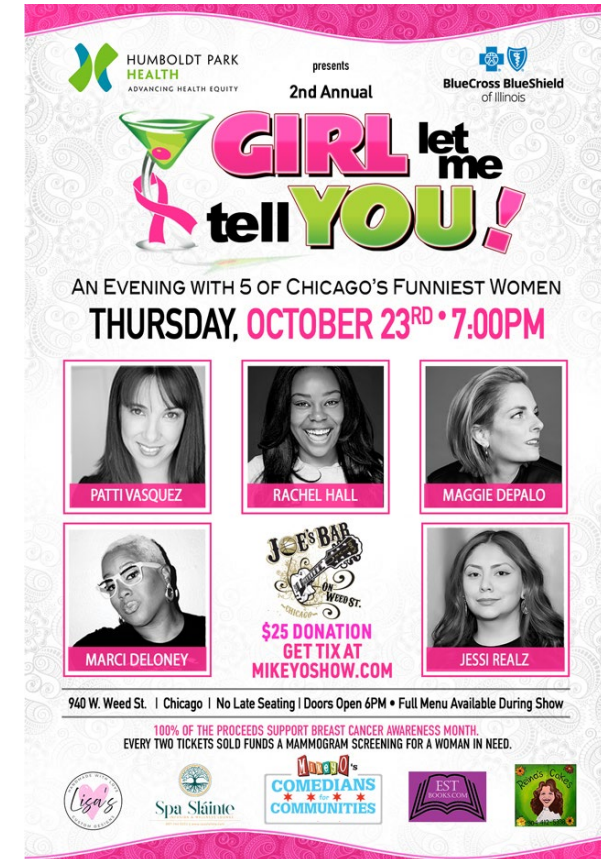
**Early detection saves lives.**  
RUSH MD Anderson Cancer Center is offering free screening mammograms on Chicago's West Side.

**NO INSURANCE REQUIRED** — for women ages 40 and older.

**DATES & TIME:**  
August 25 - 29  
8AM to 4:30PM  
September 1 - Labor Day  
CLOSED  
September 2 - 5  
8AM to 4:30PM

**LOCATION:**  
Humboldt Park Boathouse - Parking Lot  
1301 N. Humboldt Dr.  
Chicago, IL 60622

**REGISTRATION DETAILS:**  
Walk-ins are welcome, but appointments are available.  
For more information call (312) 942-3225



**HUMBOLDT PARK HEALTH** presents **2nd Annual** **BlueCross BlueShield of Illinois**

**GIRL let me tell YOU!**

AN EVENING WITH 5 OF CHICAGO'S FUNNIEST WOMEN  
**THURSDAY, OCTOBER 23<sup>RD</sup> • 7:00PM**

**PATTI VASQUEZ** **RACHEL HALL** **MAGGIE DEPALO**  
**MARCI DELONEY** **JESSI REALZ**

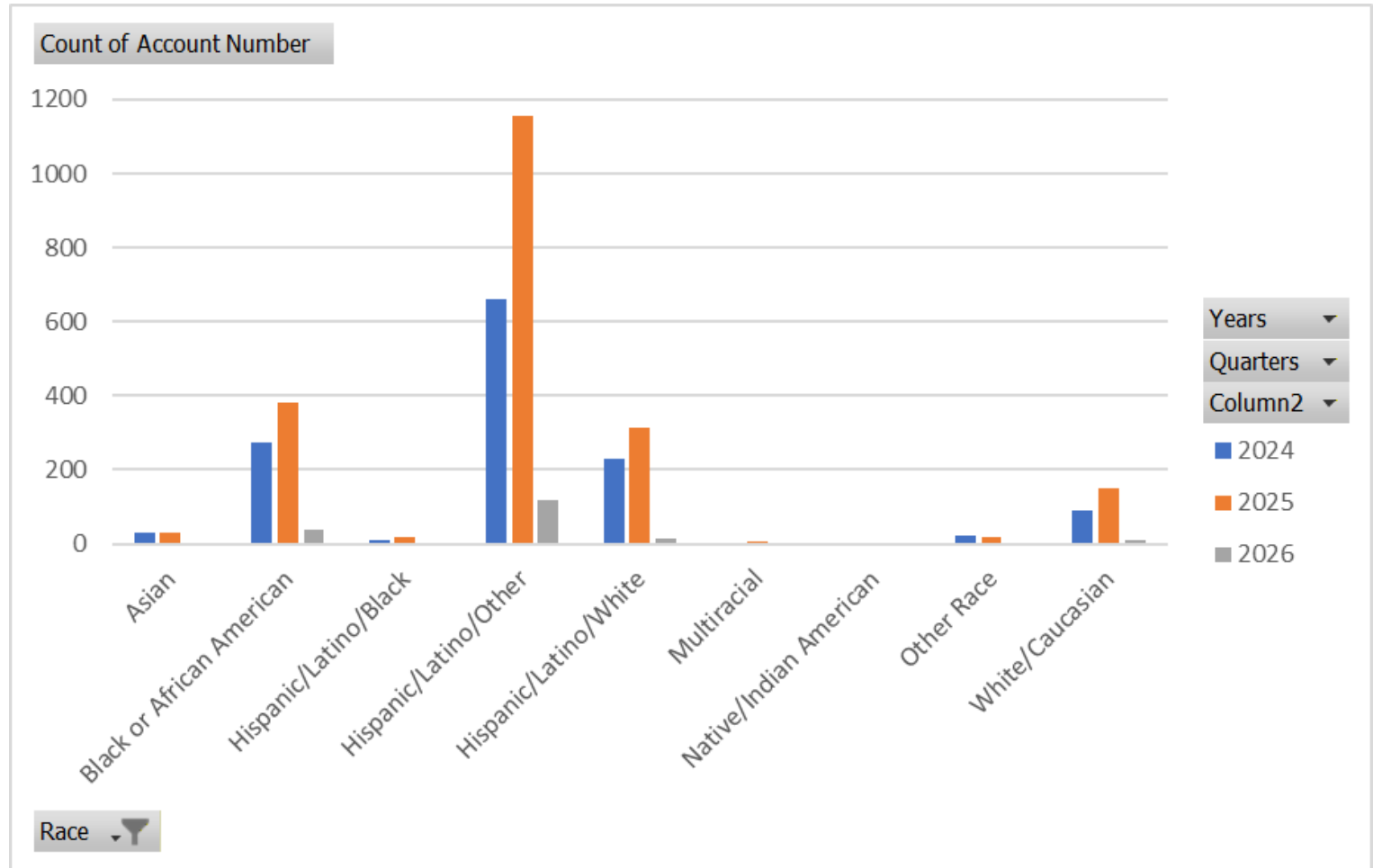
**JOE'S BAR**  
940 W. WEED ST.  
\$25 DONATION GET TIX AT MIKEYSHOW.COM

940 W. Weed St. | Chicago | No Late Seating | Doors Open 6PM • Full Menu Available During Show  
100% OF THE PROCEEDS SUPPORT BREAST CANCER AWARENESS MONTH.  
EVERY TWO TICKETS SOLD FUNDS A MAMMOGRAM SCREENING FOR A WOMAN IN NEED.

**COMEDIANS COMMUNITIES**

# MAMMOGRAPHY DEMOGRAPHICS

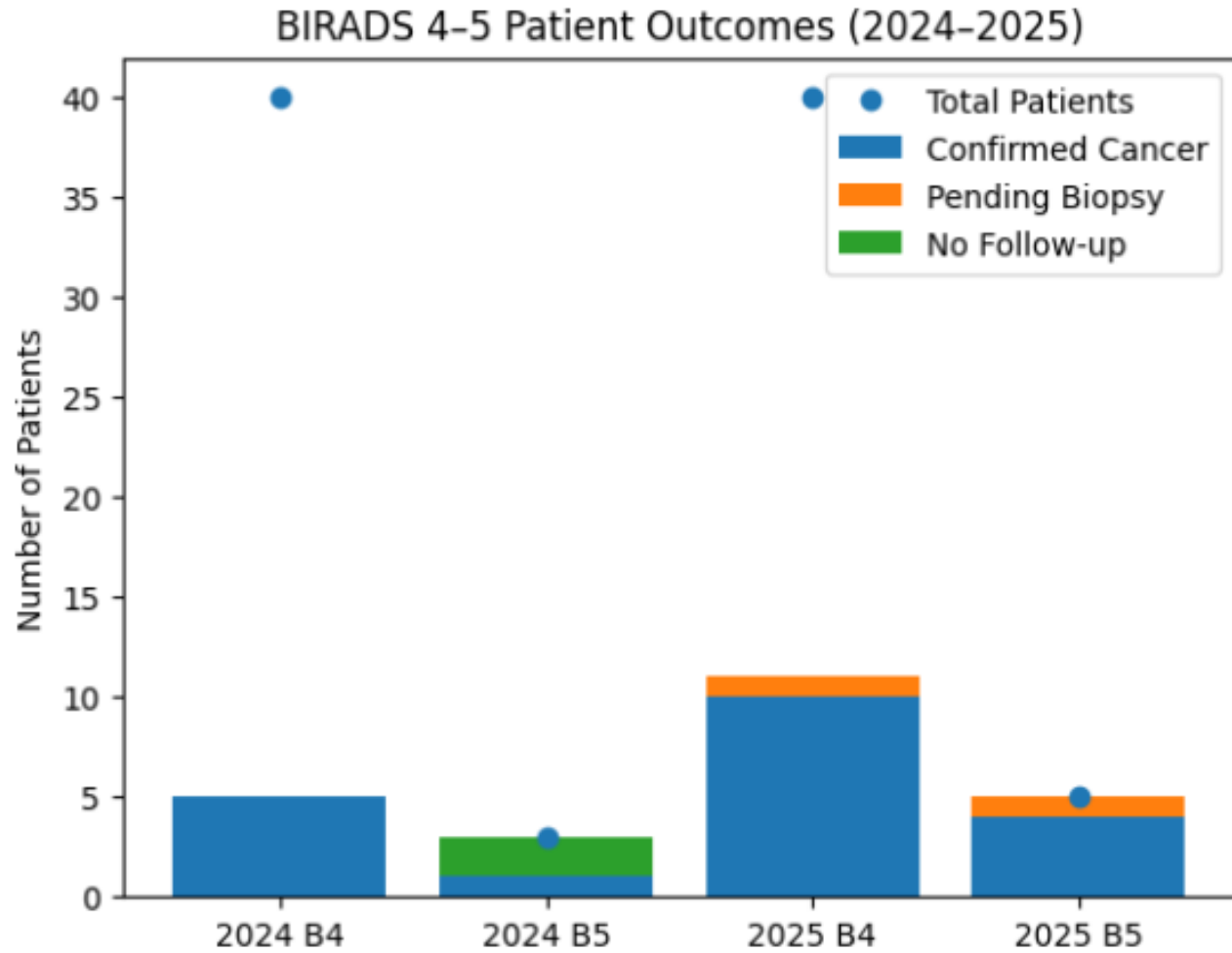
---



# HPH Rates of Breast Cancer Detection



Year	High Risk Patients	Confirmed Cancer	Detection Rate
2024	43	6	14%
2025	45	14	31%



## City of Hope Cancer Center and Humboldt Park Health Unite to Expand Cancer Care on Chicago's West Side



"We are excited to announce that Humboldt Park Health and City of Hope are now collaborating to offer expanded onsite **oncology support**. This allows patients to begin their cancer journey promptly and close to home with trusted physicians who are experts in their field"  
-Jose R. Sanchez, president and CEO of Humboldt Park Health.

<https://www.cityofhope.org/locations/chicago/newsroom/press-releases/coh-and-humboldt-park-health-unite-to-expand-cancer-care-on-west-side>



LOW DOSE LUNG CT FOR CANCER  
SCREENING

**COMING SOON : LUNG  
SCREENING PROGRAM**

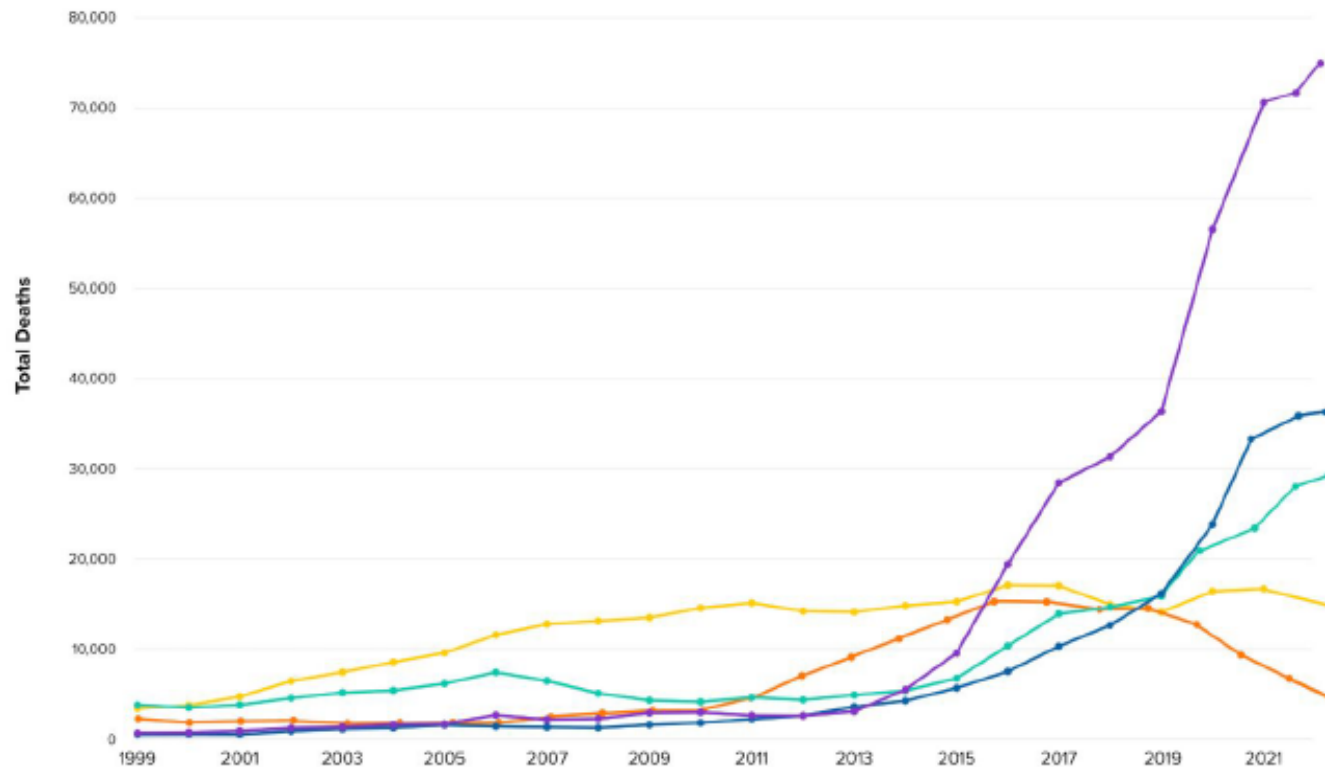
# Chicago Bridge ED MOUD Program

---

Dr. Qi Charles Zhang

# Fentanyl - Driving Overdose Deaths

Trends in U.S. Drug Overdose Deaths (December 1999–June 2023)



**Synthetic opioids** excluding methadone overdose deaths increased **103-fold**

**Psychostimulants with abuse potential** (primarily methamphetamine) overdose deaths increased **64-fold**

**Cocaine** overdose deaths increased **7.6-fold**

**Rx opioid** overdose deaths increased **4.1-fold**

**Heroin** overdose deaths increased **2.5-fold**

U.S. Department of Health & Human Services, 2023 – <https://www.hhs.gov/overdose-prevention/>

# WHERE? Priority Community Areas: Opioid Overdose (15)

15 community areas accounted for 59% of opioid-related overdose EMS responses in 2024.

## 10 South Side Community Areas

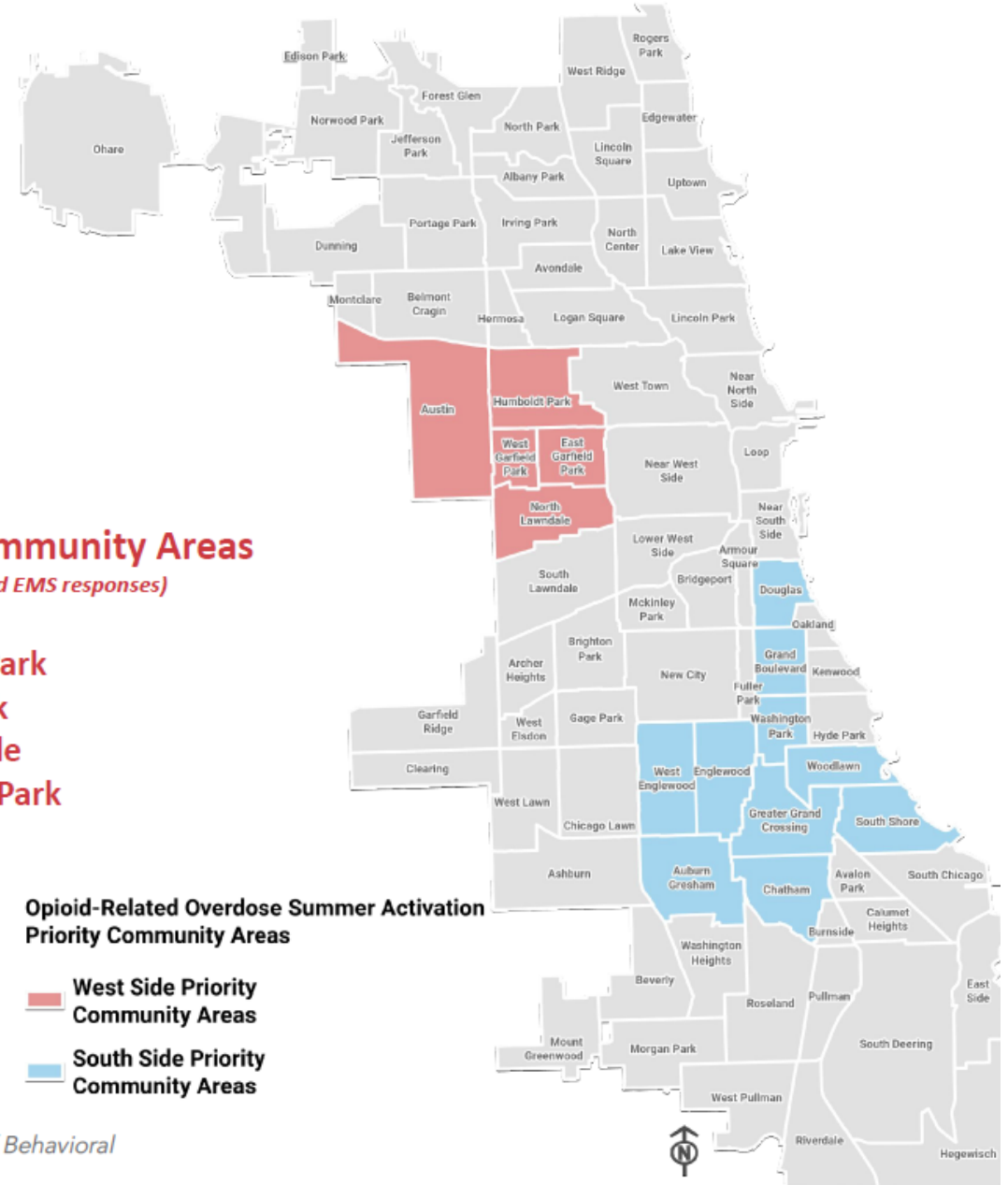
(23% of 2024 opioid-related EMS responses)

- Auburn Gresham
- Chatham
- Douglas
- Englewood
- Grand Boulevard
- Greater Grand Crossing
- South Shore
- Washington Park
- West Englewood
- Woodlawn

## 5 West Side Community Areas

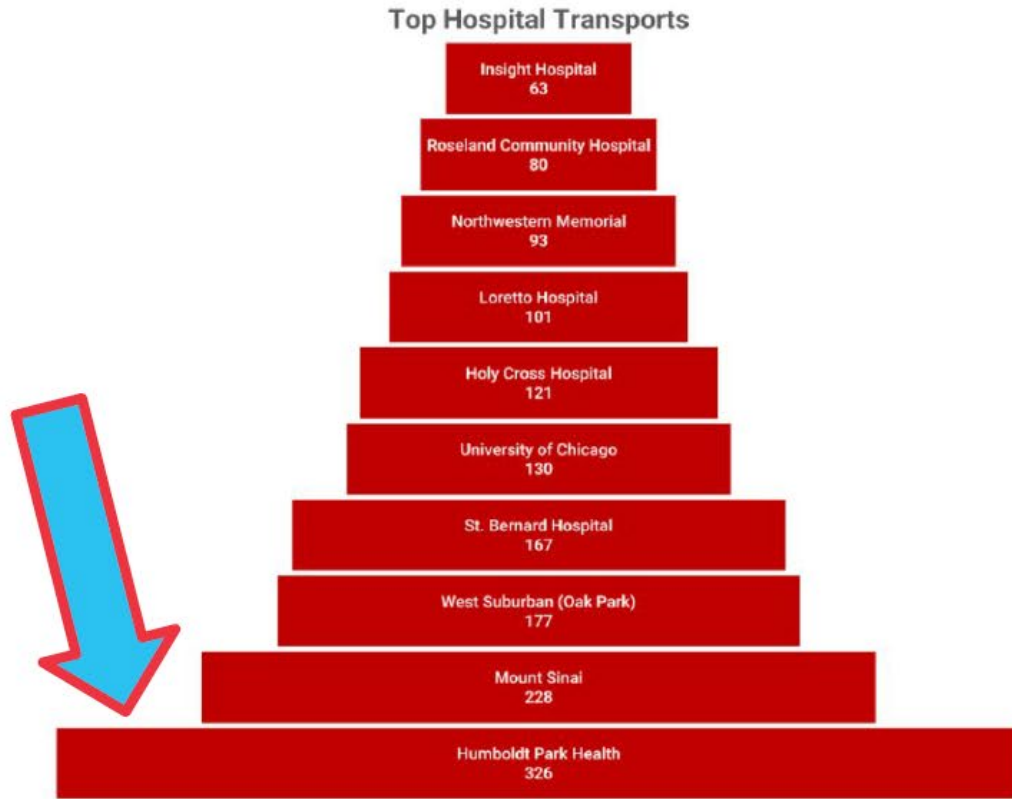
(36% of 2024 opioid-related EMS responses)

- Austin
- East Garfield Park
- Humboldt Park
- North Lawndale
- West Garfield Park



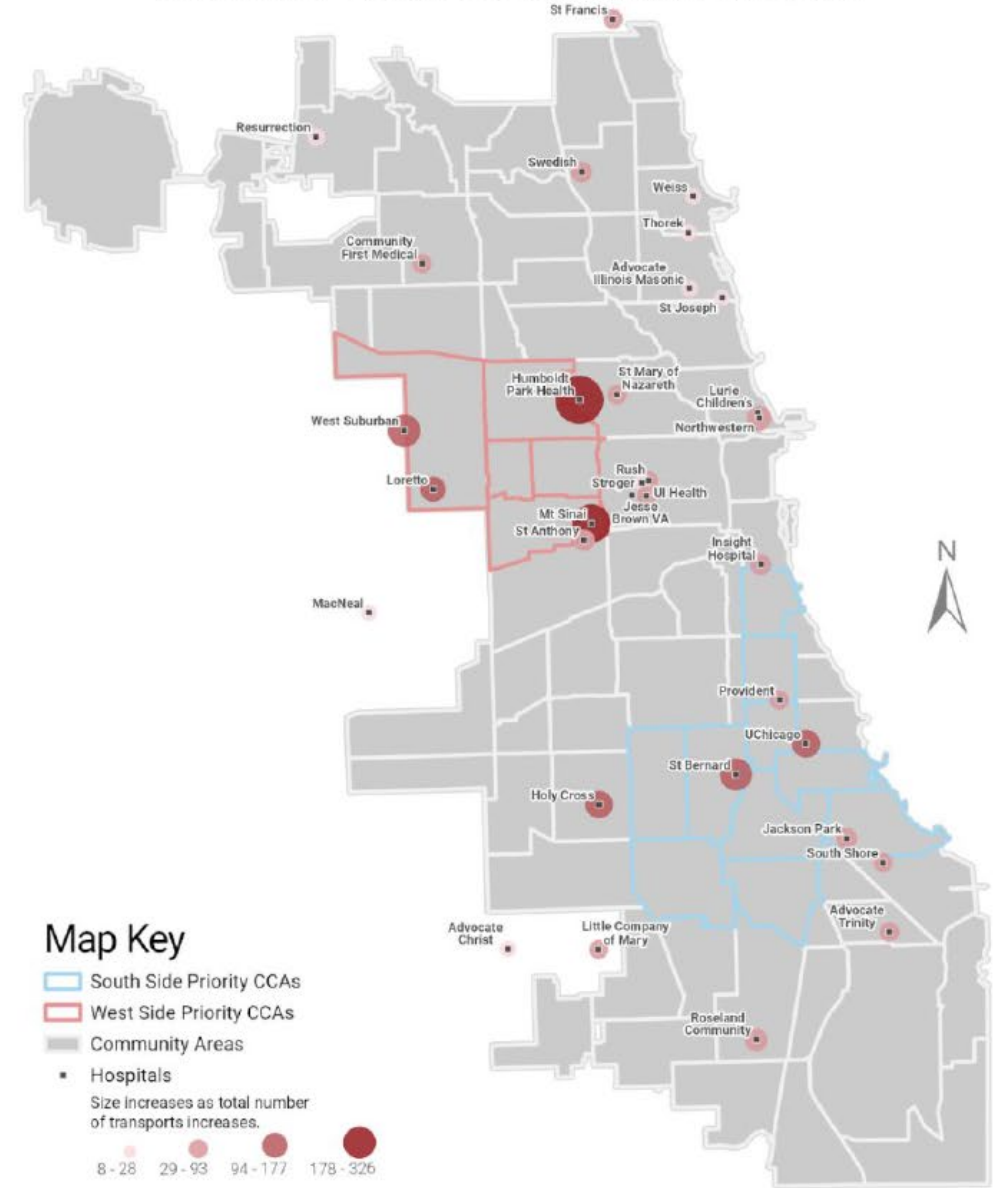
Used with permission from Miao Hua, MD, PhD, MPH – Medical Director and Deputy Commissioner of Behavioral Health, Chicago Department of Public Health (CDPH). From Chicago Bridge Convening, Oct 27, 2025

During the ICS time period, the hospitals with the highest EMS transports were **Humboldt Park Health, Mount Sinai, and West Suburban** in Oak Park. All three are located on the **West Side**.



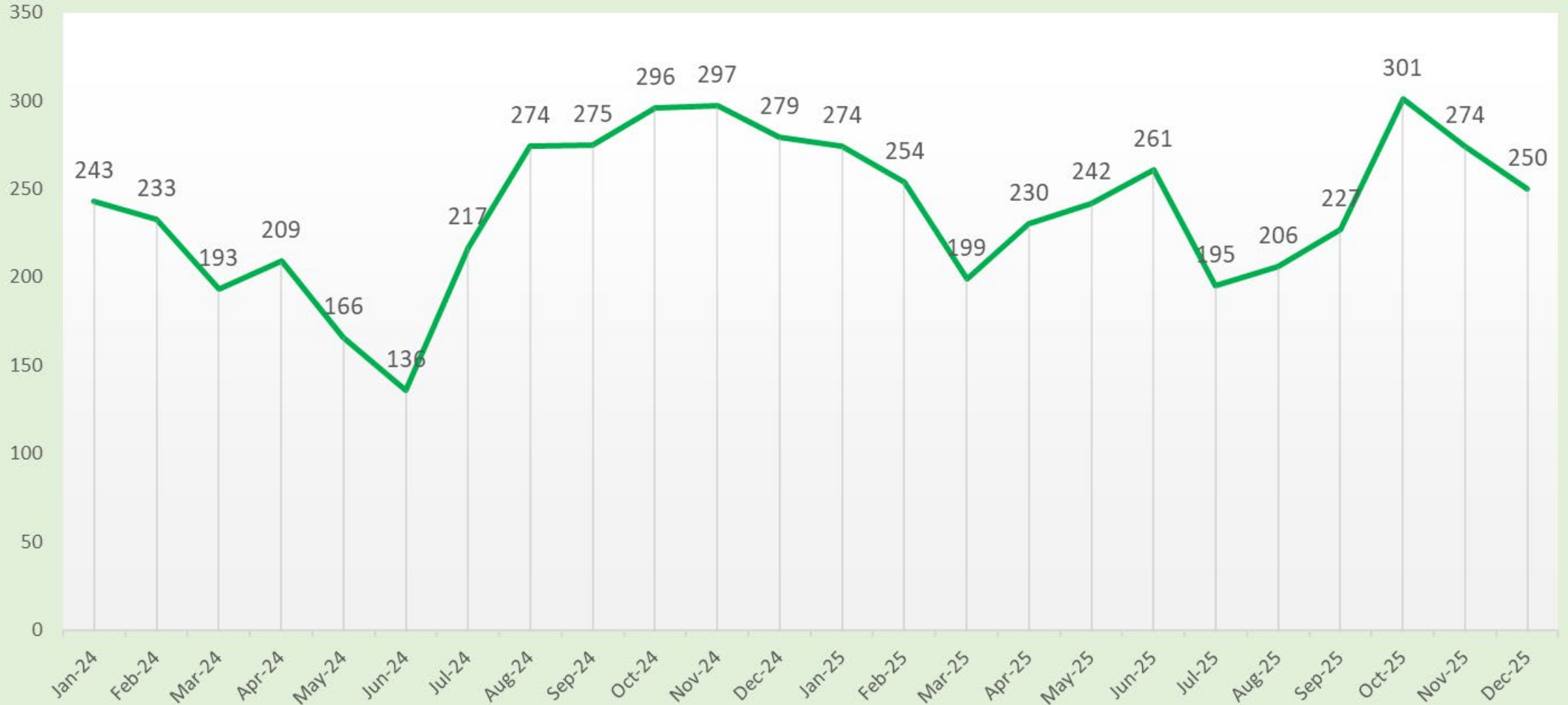
Data source: Chicago Fire Department.  
\*ICS Timeline 2024: 5/5/24 – 9/3/24. ICS Timeline 2025: 5/4/25 – 9/2/25.

**Total Number of OD-Related EMS Hospital Transports**



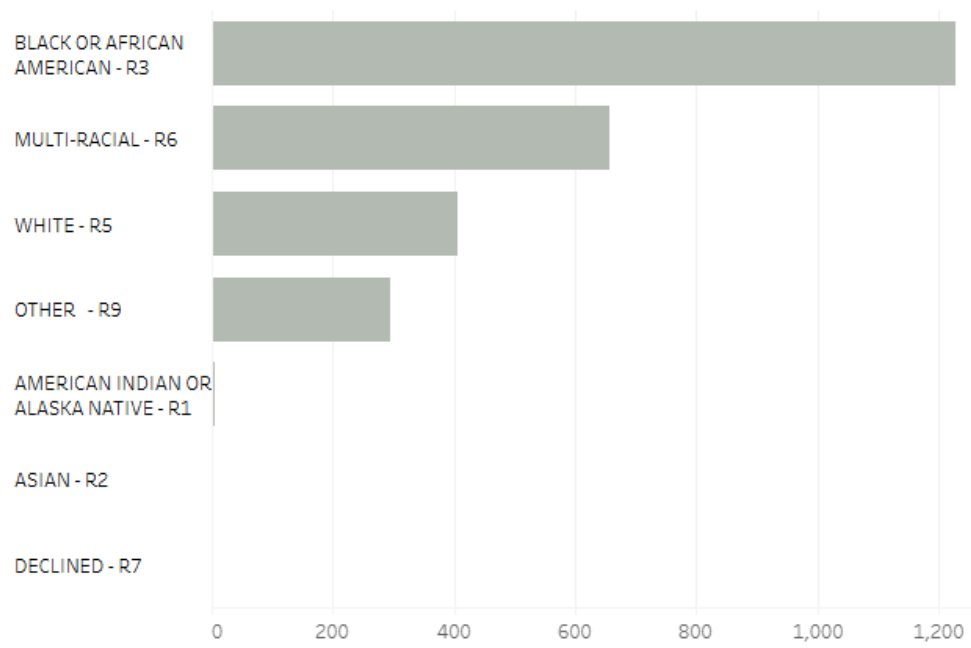
Data source: Chicago Fire Department. Hospital transport data represents patients transported by CFD but does not represent hospital transfers or admissions.

## Opioid overdose / withdrawal ER visits Humboldt Park Health



# Humboldt Park Health Opioid Overdose and Use Demographics

**Diagnosis Code Count by Race**



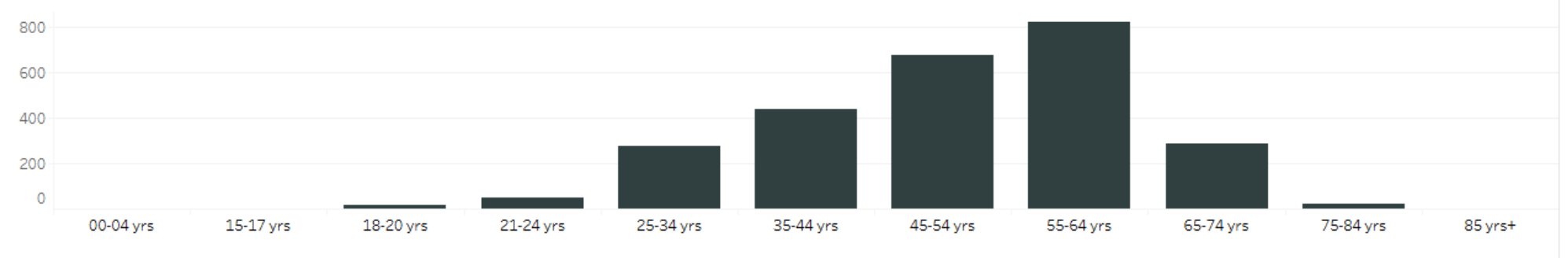
**Diagnosis Code Count by Gender**

MALE - M	1,884
FEMALE - F	711

**Diagnosis Code Count by Ethnicity**

NON HISPANIC OR LATINO ETHNICITY - E2	1,817
HISPANIC OR LATINO ETHNICITY - E1	652
DECLINED - E7	126

**Diagnosis Code Count by Age Group**





# BRIDGE

Bridging emergency care and community health to create an integrated system that improves health and equity.



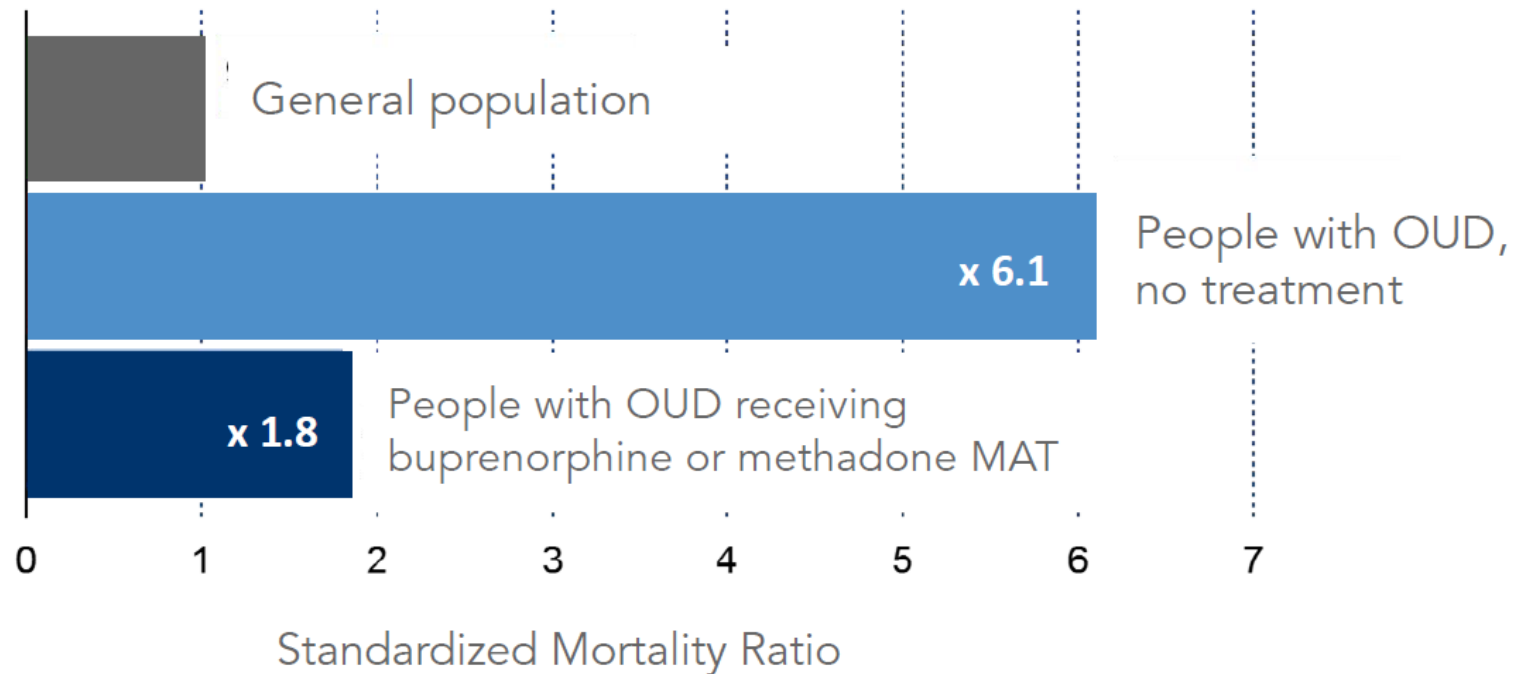
Bridge is a program of the Public Health Institute.  
© 2025 Public Health Institute

Content available under Creative Commons Attribution-NonCommercial  
NoDerivatives 4.0 International (CC BY-NC-ND 4.0)  
[creativecommons.org/licenses/by-nc-nd/4.0/legalcode](https://creativecommons.org/licenses/by-nc-nd/4.0/legalcode)



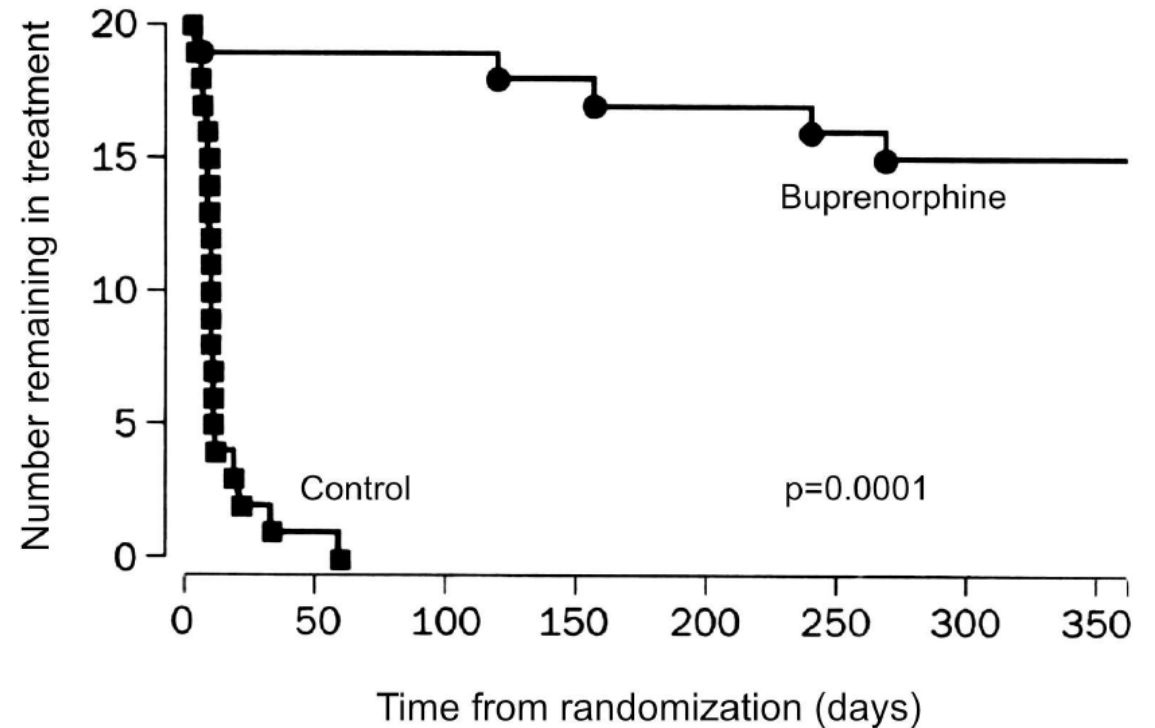
# Medication for OUD Saves Lives

## Mortality Risk Compared to the General Population



# Buprenorphine Improves Retention

Compared to placebo,  
**75%**  
of patients taking daily bup  
stayed in treatment 1yr



# Vision: The Bridge Model



**Let's talk  
about drug use  
and how we can support  
your positive change.**

Humboldt Park Health can help with your drug use whether you are ready to stop or not. Ask us about naloxone, drug testing kits, medication for treatment including buprenorphine/methadone, or staying in our stabilization unit to help manage withdrawal ("detox").

October 2025

 **ILLINOIS HELPLINE**  
for Opioids & Other Substances

Treatment and support for drug use  
is available throughout Illinois.  
Call 833-234-6343 or text "HELP" to 833234.

## Patient First

Offer low-barrier access to treatment and resources directly from the Emergency Department

## Culture of Care

Signs and staff in the hospital invite conversations about drug use and patient goals for positive change

## Care Navigation

Patients will be connected with local community care

# Heroin Overdose Reporting

Meeting

February 20, 2026

Humboldt Park Health

# Agenda

- Background on heroin trends and recent data visualizations
- IDPH steps
  - Data analysis-Syndromic + EMS
  - Review toxicology – SUDORS
  - Hospital discussions
  - Infographic
- Discussion with Hospital representatives
  - Perspectives on patient population
  - Coding Procedures
    - Default process
    - Confirm Full Admit/Working/Final types
    - Data used to assign diagnosis codes (Triage notes? EMS narrative / transfer paperwork)
  - Toxicology performed / potential for testing
  - Clinical procedures
  - Benefits to heroin vs. fentanyl/opioid diagnosis for treatment resources?

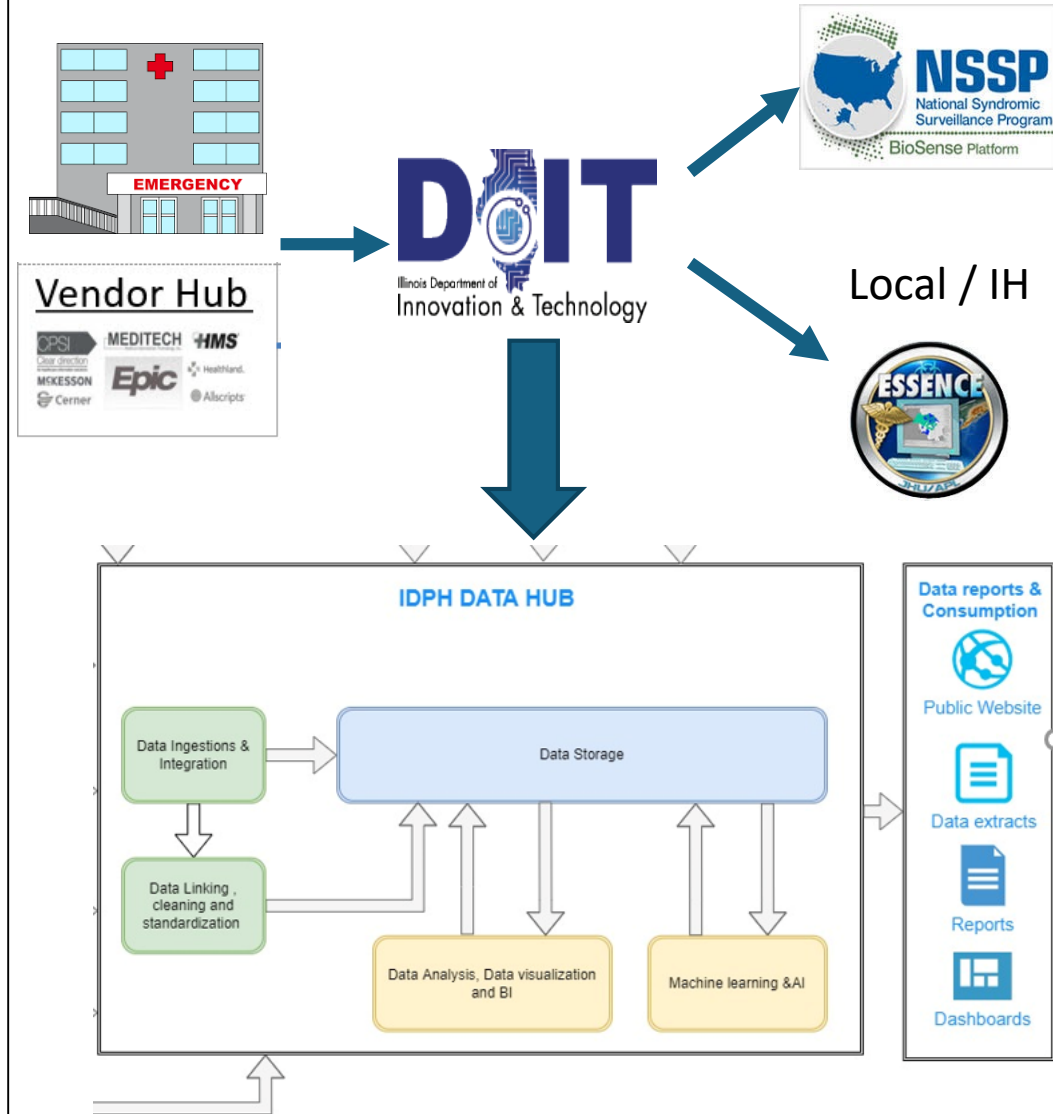
# Syndromic Surveillance at IDPH

## Automated Hospital Visit data

- Acute care hospitals (185) and free standing EDs (4)
- All ED visits and Inpatient visits
- Every 15 minutes
- IDPH collects data – sFTP, MIRTH processing to database, linkage with Master Patient Index
- Fulfills mandator opioid overdose reporting in ED-annual hospital validation

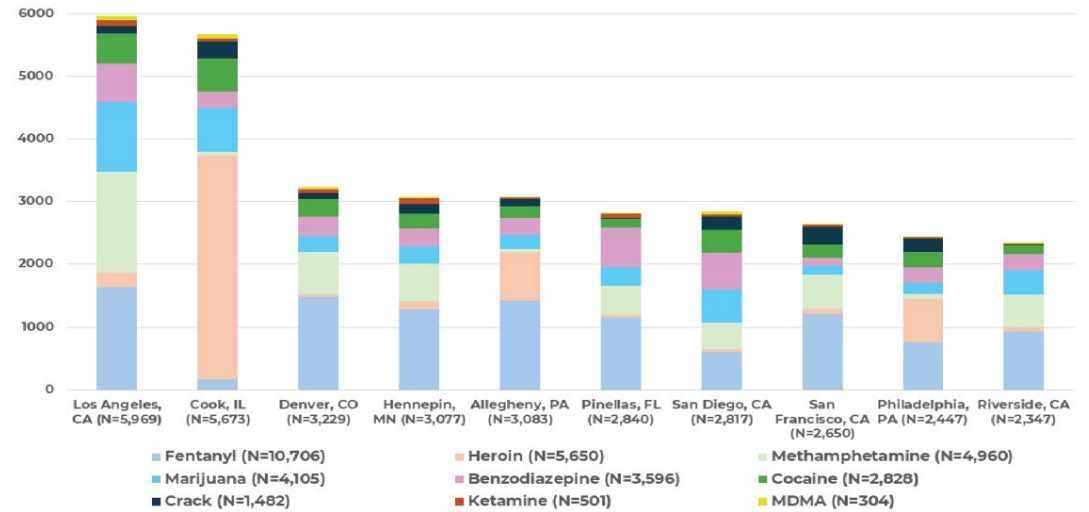
## Keep in mind

- Identifiable, including any free text
- Real-time
- All-cause
- Sensitive diagnosis codes/conditions
- IDPH suppression policy applies
- Data for public health surveillance purposes
- Secure storage of line level data



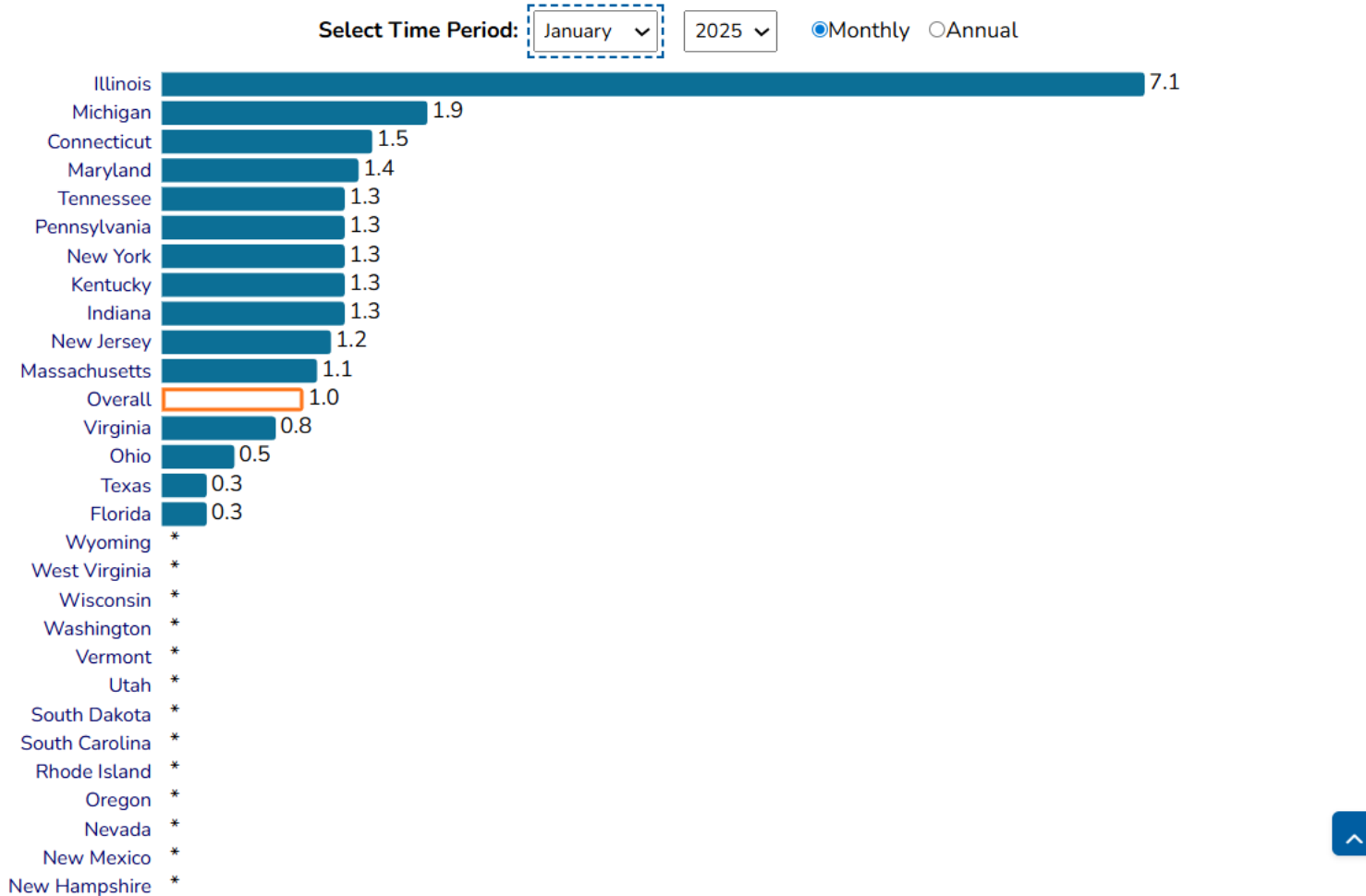
# National Trends

**US counties with the highest EMS encounters for nonfatal drug-related overdoses  
January 1, 2025 - September 30, 2025**




# Recent CDC OD2A dashboard

## Suspected Nonfatal Overdose ED Visits Involving Heroin per 10,000 Total ED visits by Jurisdiction, January 2025



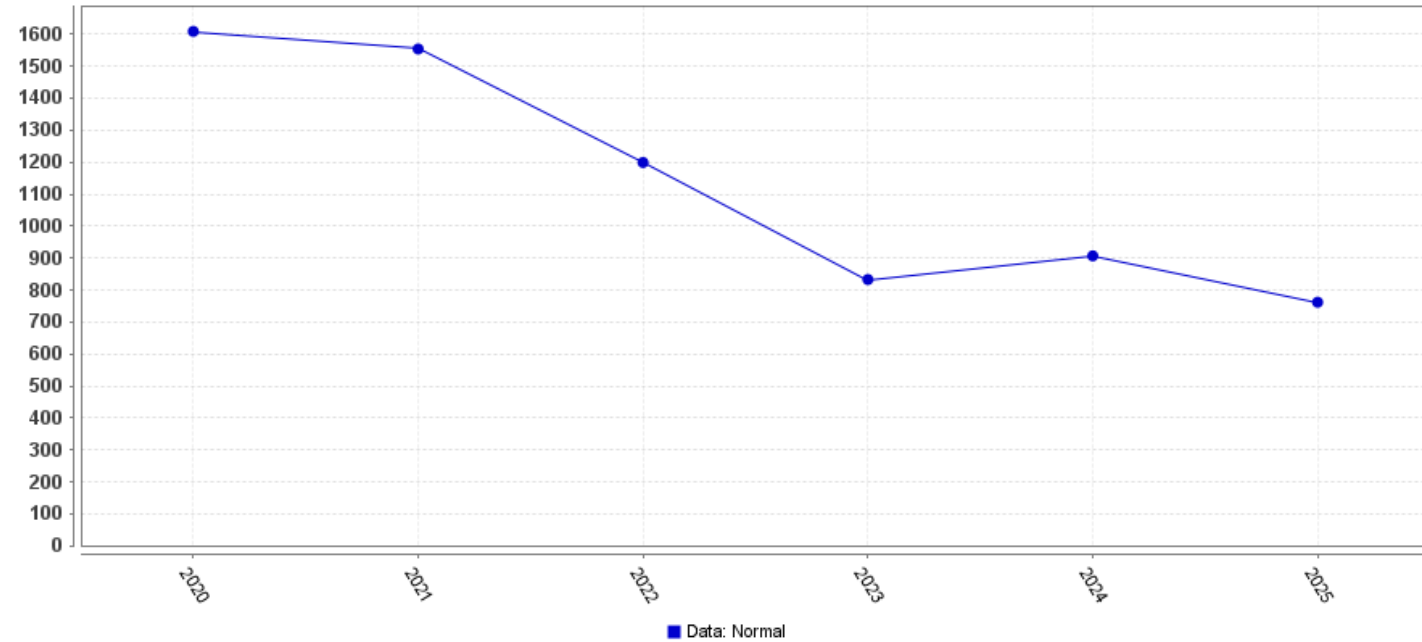
# Recent CDC OD2A dashboard



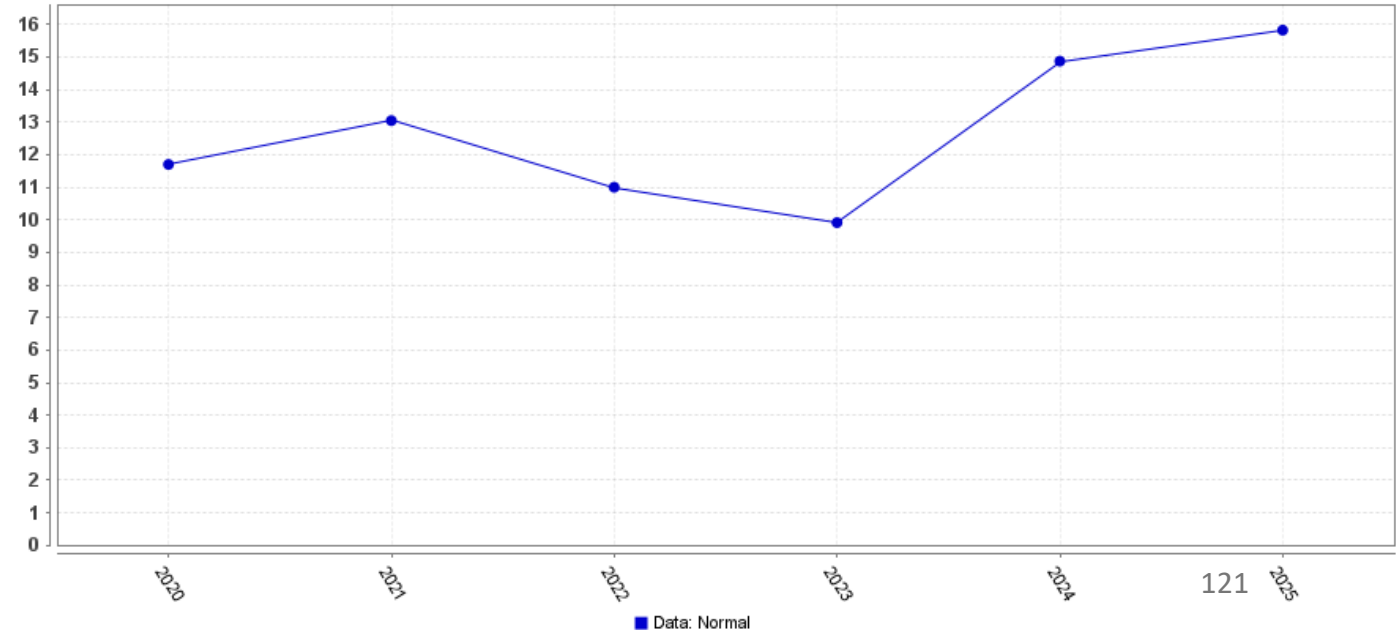
## HPH Data

- 762 in 2025 heroin overdoses
- 15% of heroin overdoses in IL from HPH
- Majority are from diagnosis code, not chief complaint
  - 41 both
  - 615 ICD-10 code
  - 85 SNOMED code
  - 21 chief complaint only
- Assumed patient report using “heroin” reference

Yearly Data Counts-Heroin OD HPH



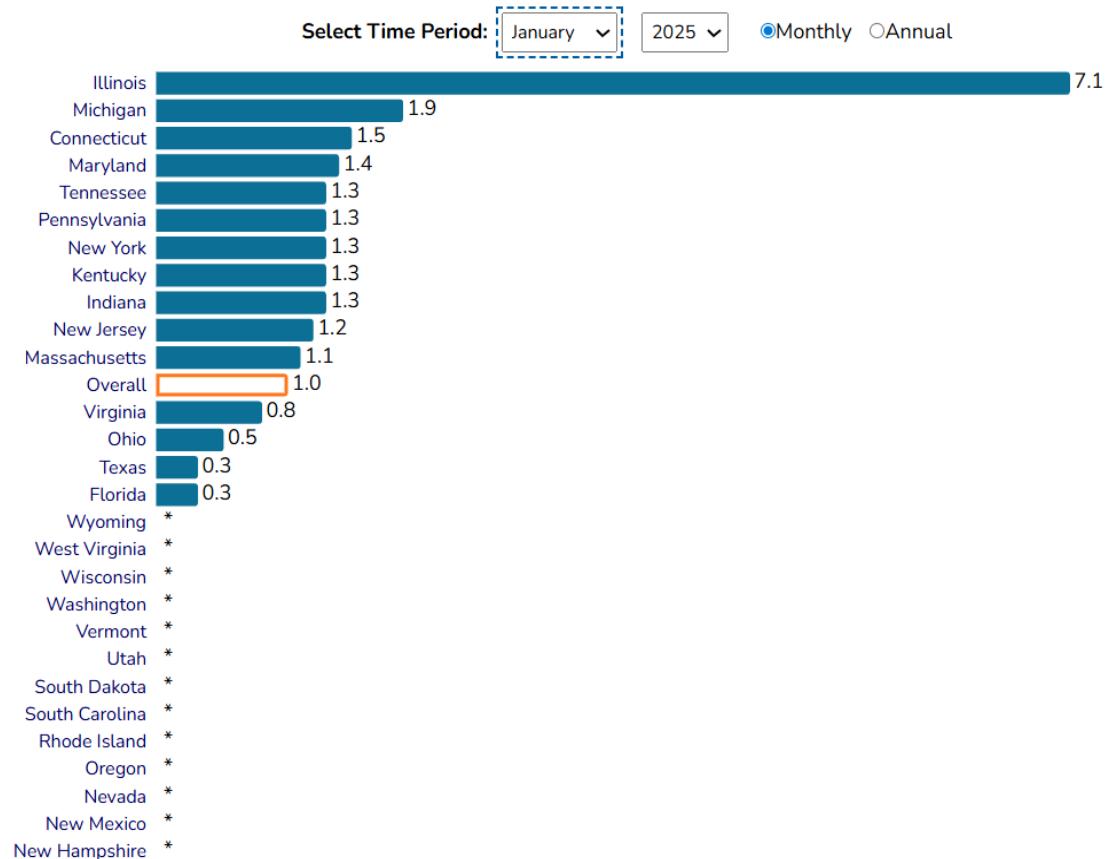
Yearly Proportion of ED Heroin ODs at HPH



# Objectives

- Explain this national view
- Focus on IL story
  - Century of drug use
  - heroin evolution
  - Images / video
- Dynamic visuals that link to data
  - Historic (deaths (EMS?))
  - Toxicology (Spatial)
- Clarify that “heroin” might be a mistake in perception

Suspected Nonfatal Overdose ED Visits Involving Heroin per 10,000 Total ED visits by Jurisdiction, January 2025

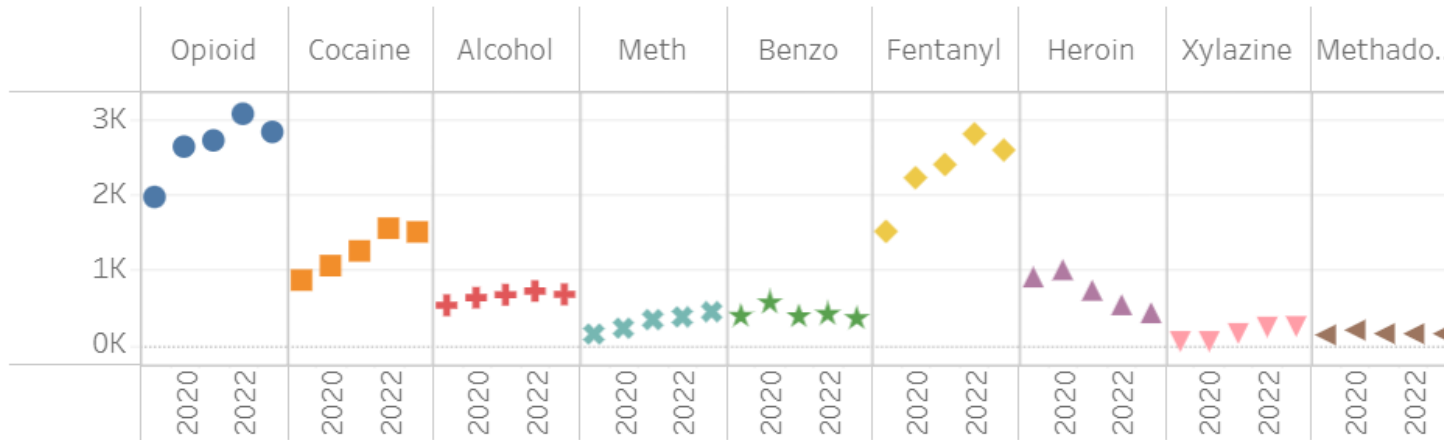




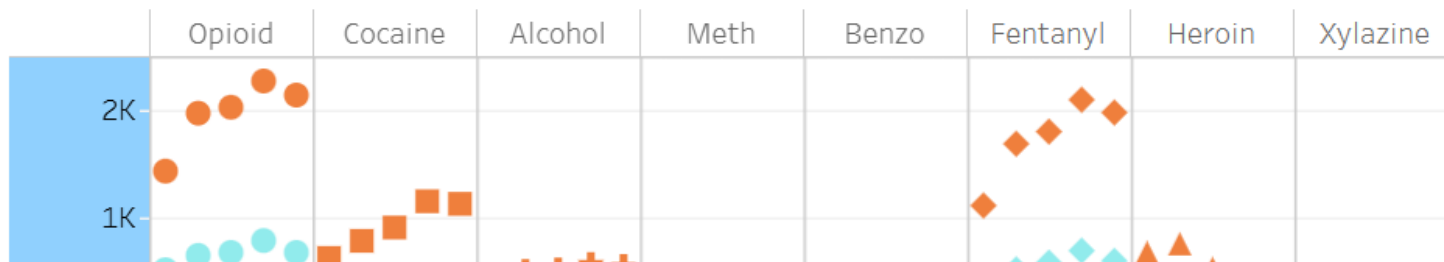
[Return to naviga...](#)

## Part 7 Toxicology - Cause of Death

### 7.1 Toxicology Overview



### 7.2 Toxicology by Sex



- (All)
- 2019
- 2020
- 2021
- 2022
- 2023

**IDPH Region**

- (All)
- Null
- Bellwood
- Champaign
- Marion
- Metro East
- Peoria
- Rockford
- West Chicago

**County Label**

(All) ▼

Sex

## Next Steps at IDPH on data

- Disclaimer on the IDPH Overdose Dashboard
- Link SUDORS toxicology with the ED heroin overdose
- Expand drug-checking software
- Share CDPH wastewater.
- CDC temporary removal of heroin and fentanyl overdose data
- Participate in SUD prevalence estimate study (U KY)
- Analyze CDC updated data on the proportion of Heroin OD nationally
- Hospital meeting –higher heroin OD reporters
- Tell the story behind the data

# OVERVIEW OF UPCOMING PROGRAMS

EMPLOYEES  
CERTIFIED FOR  
INTERPRETING

WEIGHT  
MANAGEMENT  
PROGRAM

LDCT – LOW DOSE  
LUNG SCREENING  
PROGRAM

LGBTQ+ –  
PHYSICIAN  
EXTENDED HOURS

MRI BREAST

AFFORDABLE  
HOUSING

ADULT DAY  
SERVICES

EXPANSION OF  
BEHAVIORAL  
HEALTH OUT  
PATIENT CLINIC

EXPANDING  
TRANSPORTATION  
SERVICES

EQUITY IN MOTION  
(CHRONIC STROKE  
EXERCISE CLASS )

OUTPAIENT  
BEHAVIORAL  
HEALTH CLINIC

NEW URGENT  
CARE CLINIC